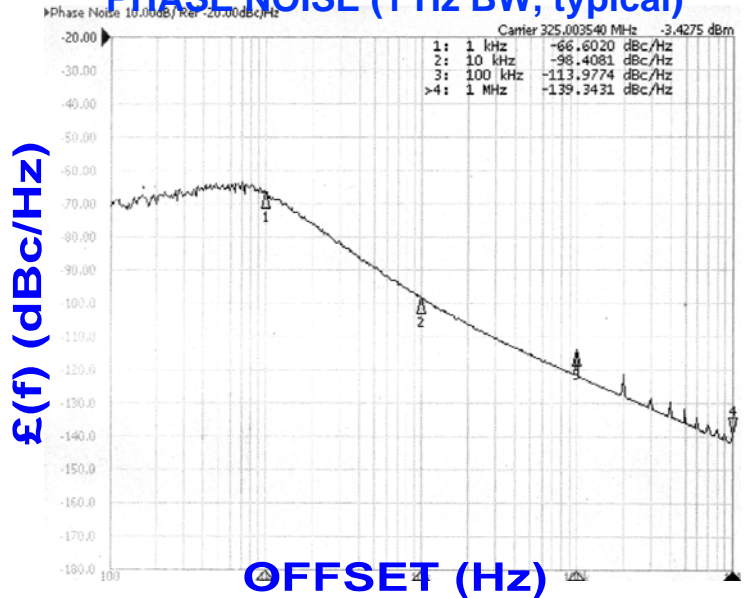


**PHASE NOISE (1 Hz BW, typical)**



**FEATURES**

- Frequency Range: 275 - 325 MHz
- Step Size: 100 KHz
- CPLL - Style Package

**APPLICATIONS**

- Satellite Modems
- Mobile Radios
- CATV

**PERFORMANCE SPECIFICATIONS**

PERFORMANCE SPECIFICATIONS	VALUE	UNITS
Frequency Range	275 - 325	MHz
Phase Noise @ 10 kHz offset (1 Hz BW, typ.)	-97	dBc/Hz
Harmonic Suppression (2nd, typ.)	-7	dBc
Sideband Spurs (typ.)	-65	dBc
Power Output	4±3	dBm
Load Impedance	50	Ω
Step Size	100	kHz
Charge Pump Output Current	2500	μA
Switching Speed (typ., adjacent channel)	5	mSec
Startup Lock Time (typ.)	5	mSec
Operating Temperature Range	-40 to 85	°C
Package Style	CPLL	

**POWER SUPPLY REQUIREMENTS**

Supply Voltage (Vcc, nom.)	5	Vdc
Supply Current (Icc, typ.)	18	mA

All specifications are typical unless otherwise noted and subject to change without notice.

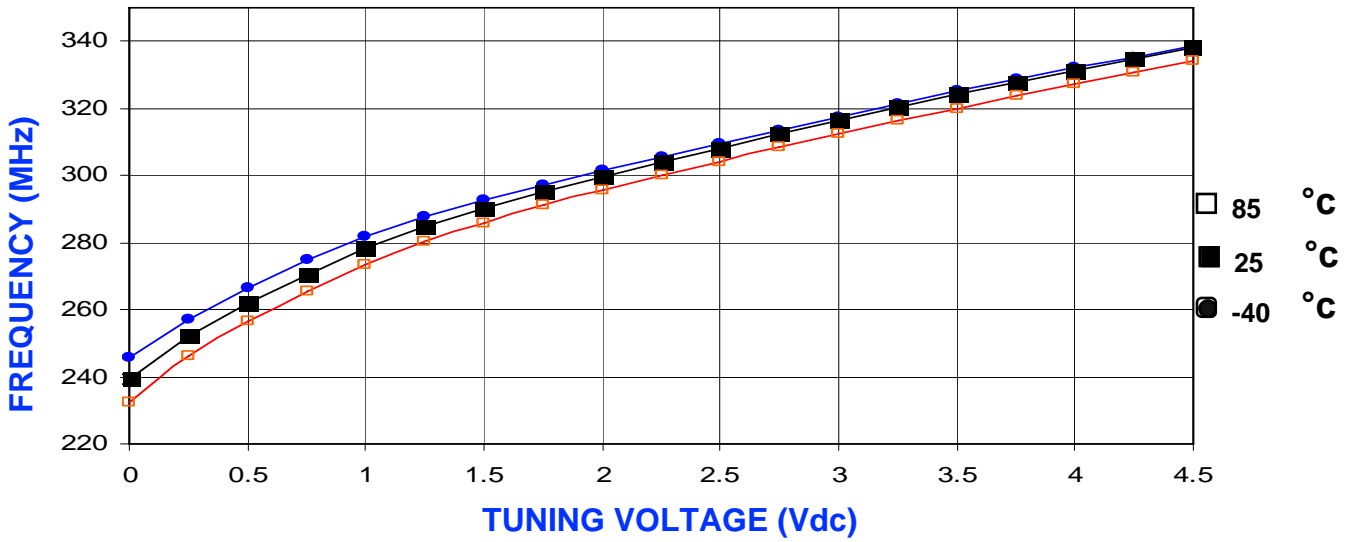
**APPLICATION NOTES**

- AN-107 : How to Solder Z-COMM VCOs / PLLs
- AN-202 : PLL Functional Description

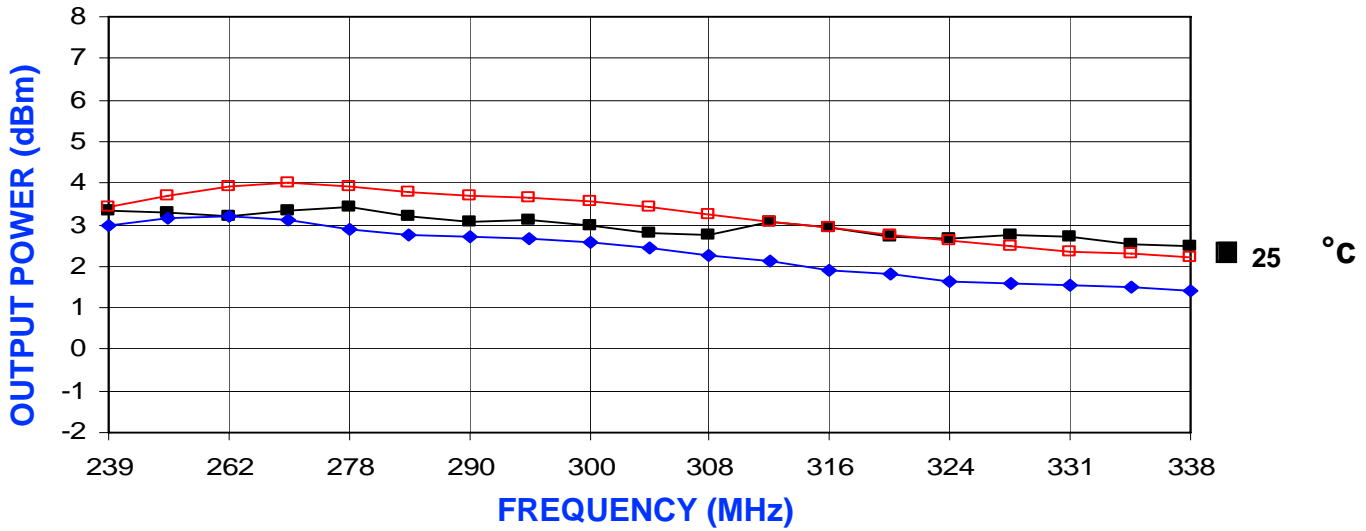
**NOTES:**

Reference Oscillator Signal: 5 MHz <math>f\_{osc}</math> <math>< 100</math> MHz  
 Frequency Synthesizer IC: Analog Devices - ADF4113

VCO TUNING CURVE, typ.



VCO POWER CURVE, typ.



PHYSICAL DIMENSIONS

