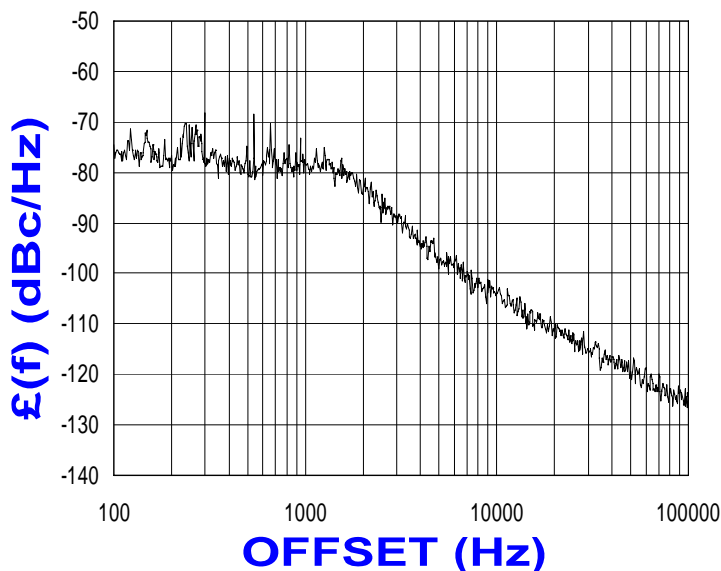




PHASE NOISE (1 Hz BW, typical)



FEATURES

- Frequency Range: 1875 - 1935 MHz
- Step Size: 100 KHz
- PLL-24 - Style Package

APPLICATIONS

- Telecommunications
- Satellite
- Telemetry

PERFORMANCE SPECIFICATIONS	VALUE	UNITS
Frequency Range	1875 - 1935	MHz
Phase Noise @ 10 kHz offset (1 Hz BW, typ.)	-106	dBc/Hz
Harmonic Suppression (2nd, typ.)	-10	dBc
Sideband Spurs (typ.)	-65	dBc
Power Output	1.5±3.5	dBm
Load Impedance	50	Ω
Step Size	100	kHz
Charge Pump Output Current	5000	μ A
Switching Speed (typ., adjacent channel)	6	mSec
Startup Lock Time (typ.)	6	mSec
Operating Temperature Range	-30 to 85	$^{\circ}$ C
Package Style	PLL-24	
POWER SUPPLY REQUIREMENTS		
Supply Voltage (Vcc, nom.)	5	Vdc
Supply Current (Icc, typ.)	40	mA

All specifications are typical unless otherwise noted and subject to change without notice.

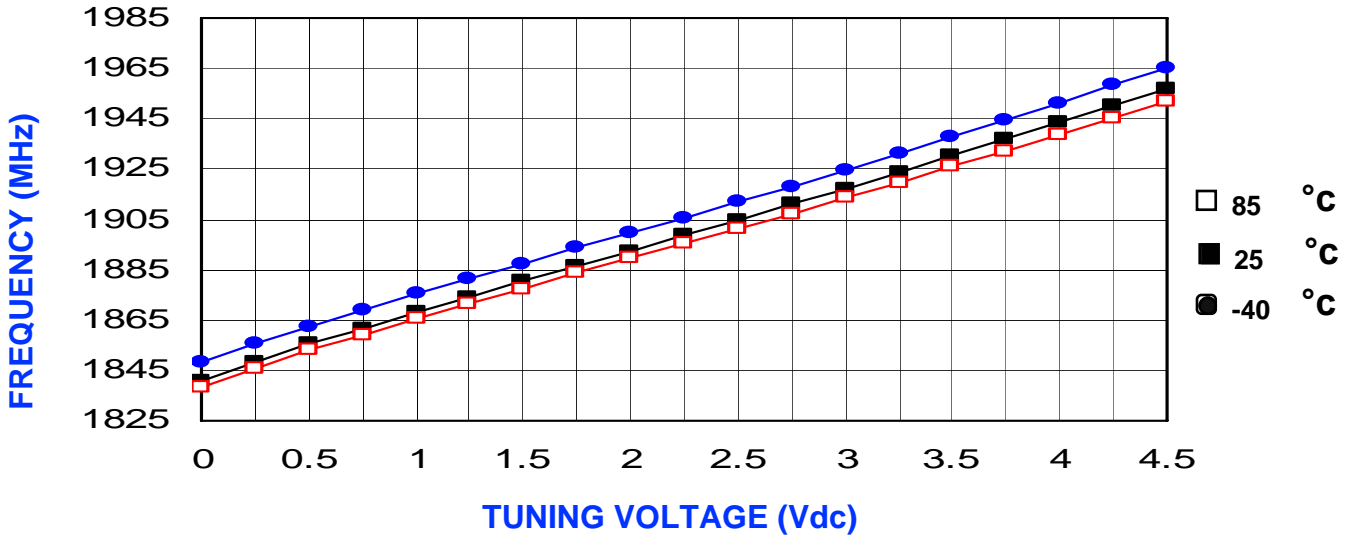
APPLICATION NOTES

- AN-107 : How to Solder Z-COMM VCOs / PLLs
- AN-202 : PLL Functional Description

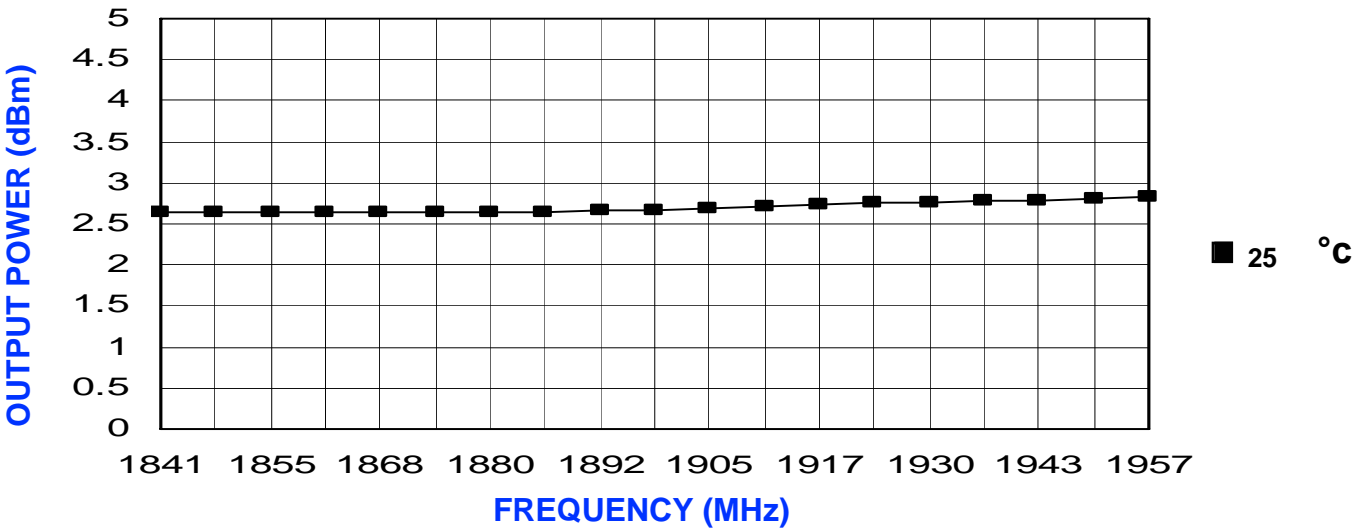
NOTES:

Reference Oscillator Signal: $5 \text{ MHz} < f_{\text{osc}} < 100 \text{ MHz}$
Frequency Synthesizer: Analog Devices - ADF4106

VCO TUNING CURVE, typ.



VCO POWER CURVE, typ.



PHYSICAL DIMENSIONS

