

TEL: (858) 621-2700  
 URL: www.zcomm.com  
 EMAIL: applications@zcomm.com

## Voltage-Controlled Oscillator Surface Mount Module

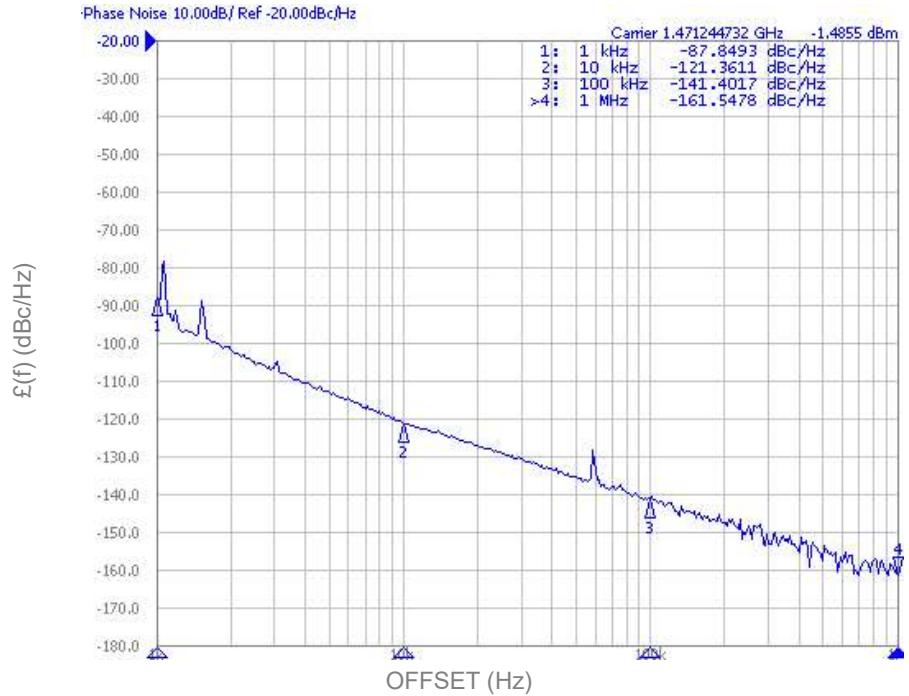
### Applications

Microwave Radios  
 Test & Measurement  
 Satcom

### Application Notes

AN-101: Mounting and Grounding  
 AN-102: Output Loading  
 AN-107: Manual Soldering

PHASE NOISE (1 Hz BW, typical)

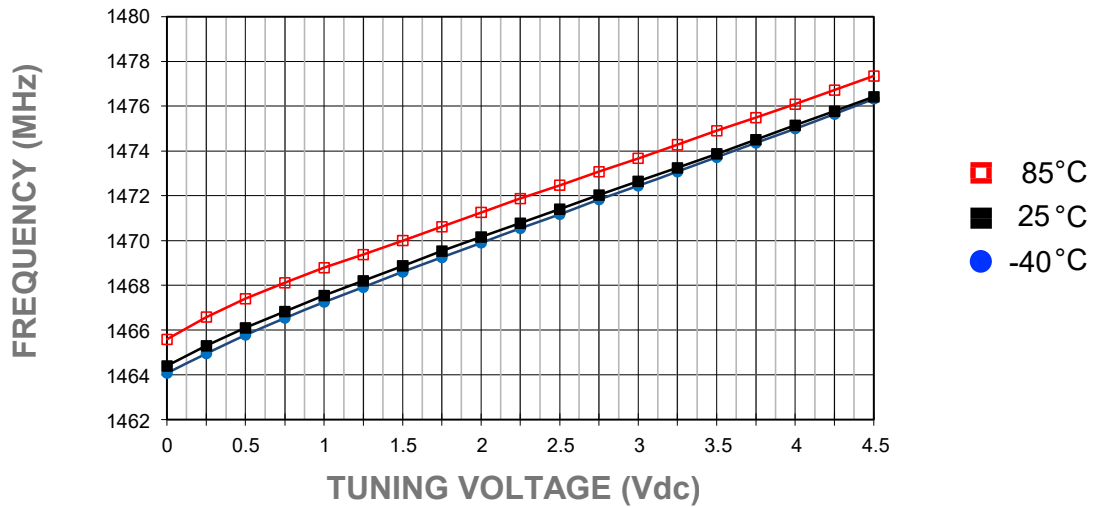


Performance Specifications	Min	Typ	Max	Units
Oscillation Frequency Range	1470		1470	MHz
Phase Noise @ 10 kHz offset (1 Hz BW)		-120		dBc/Hz
Harmonic Suppression (2nd)		-20	-17	dBc
Tuning Voltage	0.5		4.5	Vdc
Tuning Sensitivity (avg.)		3		MHz/V
Power Output	0	3	6	dBm
Load Impedance		50		$\Omega$
Input Capacitance			50	pF
Pushing			.5	MHz/V
Pulling (12 dB Return Loss, Any Phase)			.5	MHz
Operating Temperature Range	-40		85	$^{\circ}\text{C}$
Package Style	MINI-16-SM			

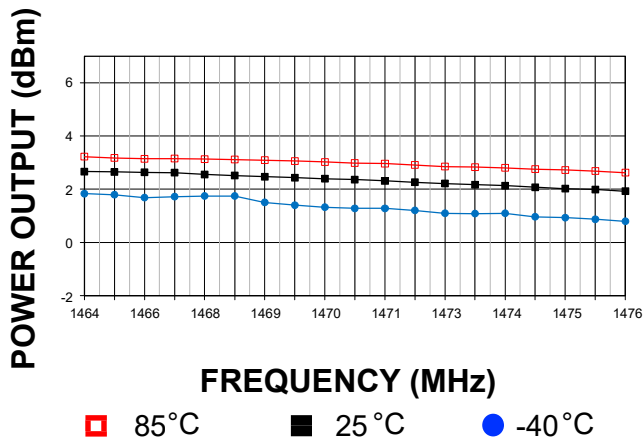
Power Supply Requirements	Min	Typ	Max	Units
Supply Voltage (Vcc, nom.)		5		Vdc
Supply Current (Icc)		26	32	mA

### Additional Notes

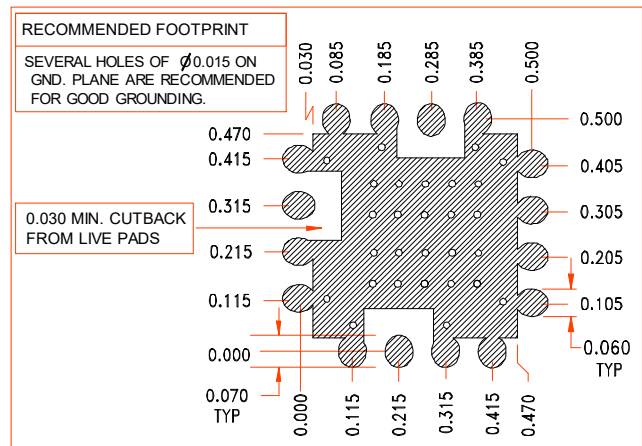
Tuning Curve, typ.



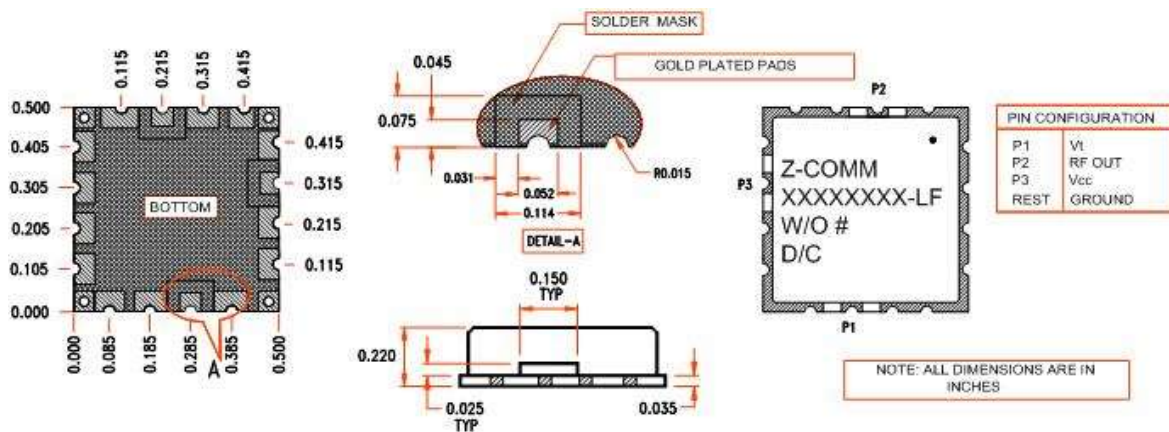
Power Curve, typ.



Footprint



Physical Dimensions



LFSuffix = RoHS Compliant. All specifications are subject to change without notice.