

PHASE NOISE (1 Hz BW, typical)

TEL: (858) 621-2700
 URL: www.zcomm.com
 EMAIL: applications@zcomm.com

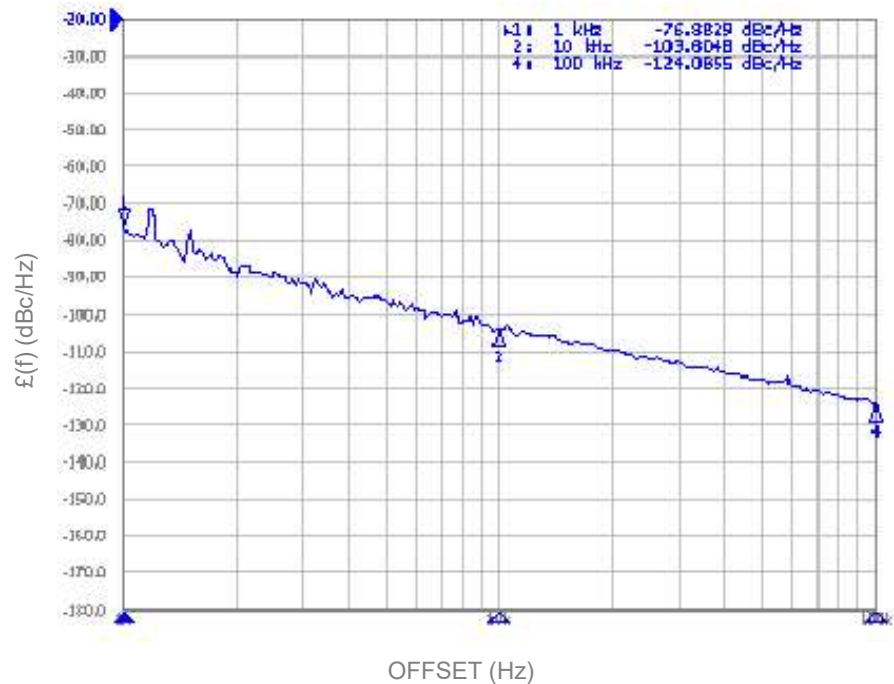
Voltage-Controlled Oscillator Surface Mount Module

Applications

Test Equipment
 Radar Equipment

Application Notes

AN-101: Mounting and Grounding
 AN-102: Output Loading
 AN-107: Manual Soldering



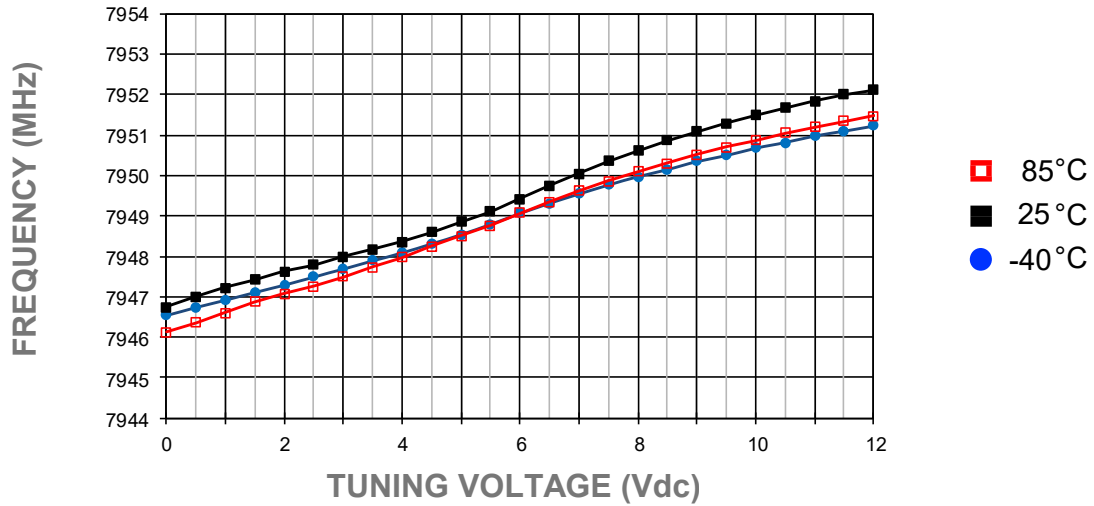
Performance Specifications	Min	Typ	Max	Units
Oscillation Frequency Range	7950		7950	MHz
Phase Noise @ 10 kHz offset (1 Hz BW)		-102		dBc/Hz
Harmonic Suppression (2nd)		-22	-20	dBc
Tuning Voltage	0		12	Vdc
Tuning Sensitivity (avg.)		1		MHz/V
Power Output	-3	0	3	dBm
Load Impedance		50		Ω
Input Capacitance			50	pF
Pushing			1	MHz/V
Pulling (dB Return Loss, Any Phase)			1	MHz
Operating Temperature Range	-40		85	$^{\circ}\text{C}$
Package Style		SDRO		

Power Supply Requirements	Min	Typ	Max	Units
Supply Voltage (Vcc, nom.)		5		Vdc
Supply Current (Icc)		15	18	mA

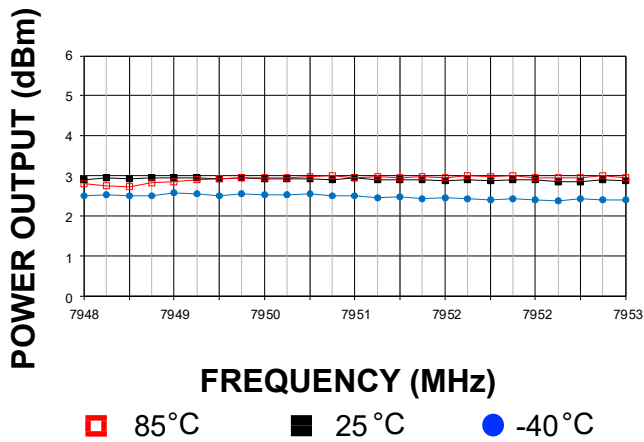
Additional Notes

It is not recommended to solder the ground plane under the DRO. Only the outside castellations shall be soldered.

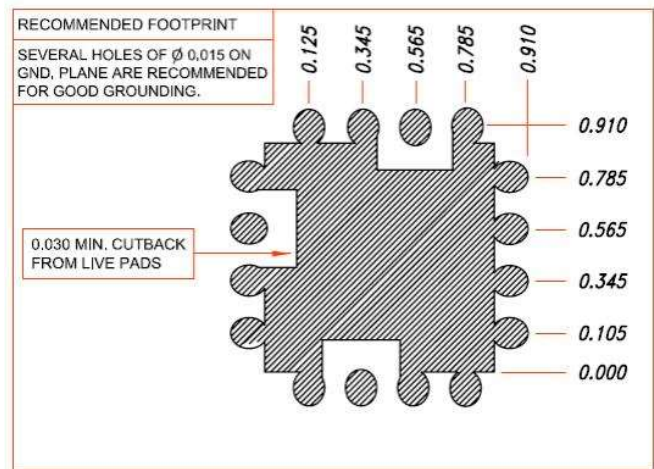
Tuning Curve, typ.



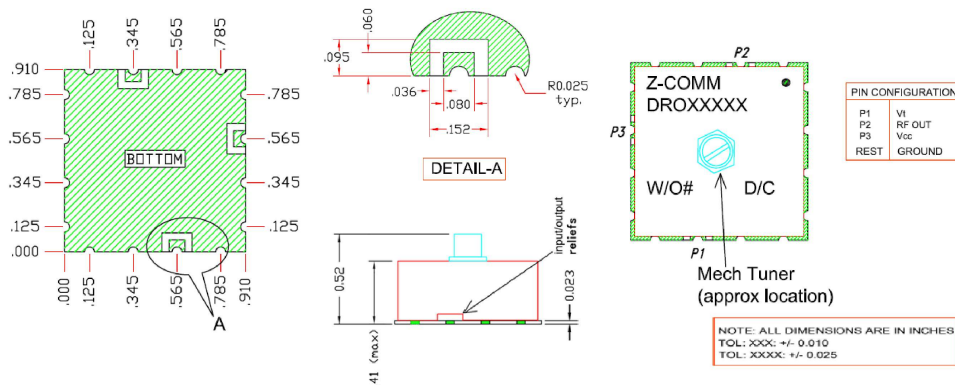
Power Curve, typ.



Footprint



Physical Dimensions



LFSuffix = RoHS Compliant. All specifications are subject to change without notice.