

Programmable Phase Locked Loop Surface Mount Module

Applications	Application Notes
--------------	-------------------

- | | |
|--|---|
| <ul style="list-style-type: none"> Satellite Communications Microwave Radios | <ul style="list-style-type: none"> AN-107: Manual Soldering Technique AN-202: Programming Z-COMM PLLs |
|--|---|

Performance Specifications	Min	Typ	Max	Units
Frequency	2075		2475	MHz
Phase Noise @ 10 kHz offset (1 Hz BW)		-90		dBc/Hz
Harmonic Suppression (2nd)		-20		dBc
Spurious Suppression		-65		dBc
Power Output	-3	0	3	dBm
Load Impedance		50		Ω
Step Size		1000		kHz
Phase Detector Frequency		20000		kHz
Settling Time		1		mS
Charge Pump Output Current		5000		μ A
Operating Temperature Range	-40		85	$^{\circ}$ C
Package Style		PLL-24S1		

Power Supply Requirements	Min	Typ	Max	Units
Supply Voltage 1: PLL (Vcc, nom)		5		Vdc
Supply Voltage 2: VCO (Vcc, nom)		12		Vdc
Supply Current 1: PLL (Icc, typ)		20		mA
Supply Current 2: VCO (Icc, typ)		23		mA

Reference Oscillator Signal	Min	Typ	Max	Units
Frequency		10		MHz
Phase Noise @1 kHz Offset		-145		dBc/Hz

Additional Notes

Phase Locked Loop Internal IC: Analog Devices / ADF4156

LFSuffix = RoHS Compliant. All specifications are subject to change without notice.

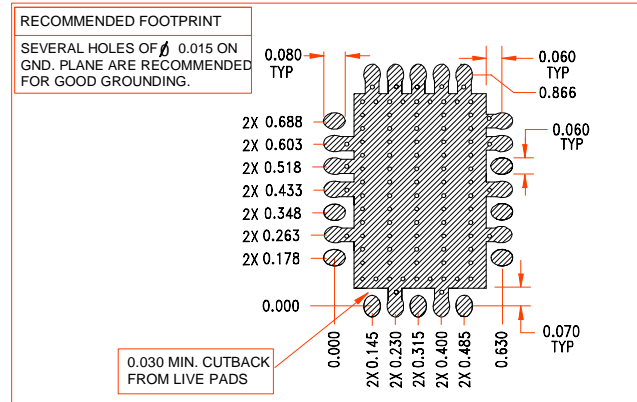
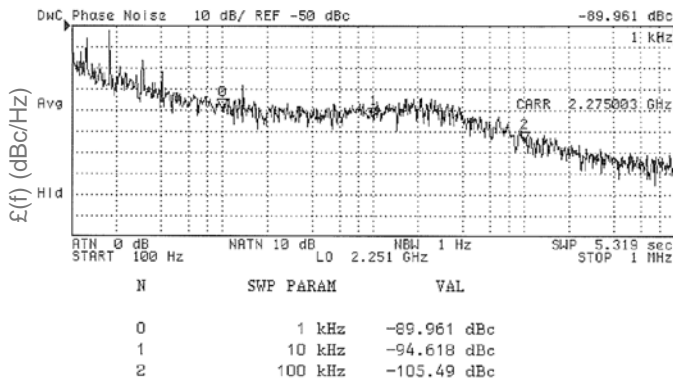
© Z-Communications, Inc. All Rights Reserved.

Programmable Phase Locked Loop
Surface Mount Module

Phase Noise, typ.

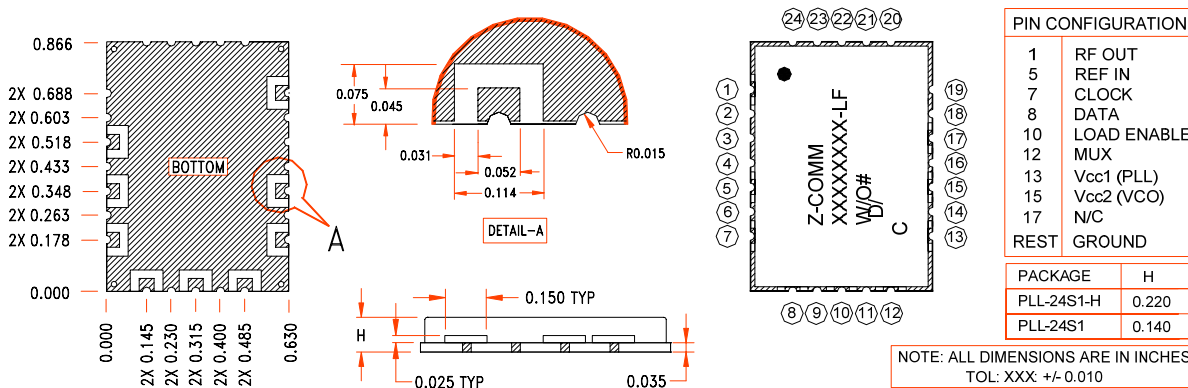
Footprint

PHASE NOISE (1 Hz BW, typical)



OFFSET (Hz)

Physical Dimensions



LFSuffix = RoHS Compliant. All specifications are subject to change without notice.

© Z-Communications, Inc. All Rights Reserved.

URL: www.zcomm.com | EMAIL: applications@zcomm.com