

Fixed Frequency Synthesizer Surface Mount Module

Applications

- Microwave Radios
- CableTV Equipment
-

Application Notes

- AN-107: Manual Soldering Technique
- AN-205: Measuring Phase Noise for SFS Series

Performance Specifications	Min	Typ	Max	Units
Frequency	2400		2400	MHz
Phase Noise @ 10 kHz offset (1 Hz BW)		-119		dBc/Hz
Harmonic Suppression (2nd)		-18		dBc
Spurious Suppression		-65		dBc
Power Output	4		8	dBm
Load Impedance		50		Ω
Settling Time		6		mS
Operating Temperature Range	-40		85	$^{\circ}\text{C}$
Package Style	PLL-V12C			

Power Supply Requirements	Min	Typ	Max	Units
Supply Voltage 1: PLL (Vcc, nom)		3.3		Vdc
Supply Voltage 2: VCO (Vcc, nom)		8		Vdc
Supply Current 1: PLL (Icc, typ)		11		mA
Supply Current 2: VCO (Icc, typ)		40		mA

Reference Oscillator Signal	Min	Typ	Max	Units
Frequency		10		MHz
Phase Noise @1 kHz Offset		-145		dBc/Hz

Additional Notes

LFSuffix = RoHS Compliant. All specifications are subject to change without notice.

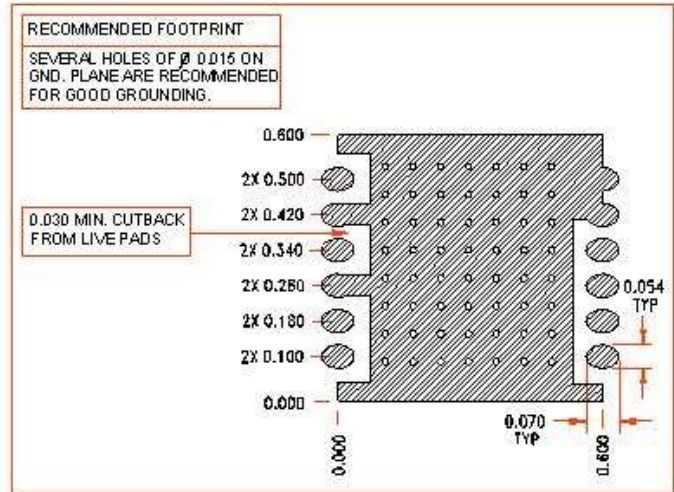
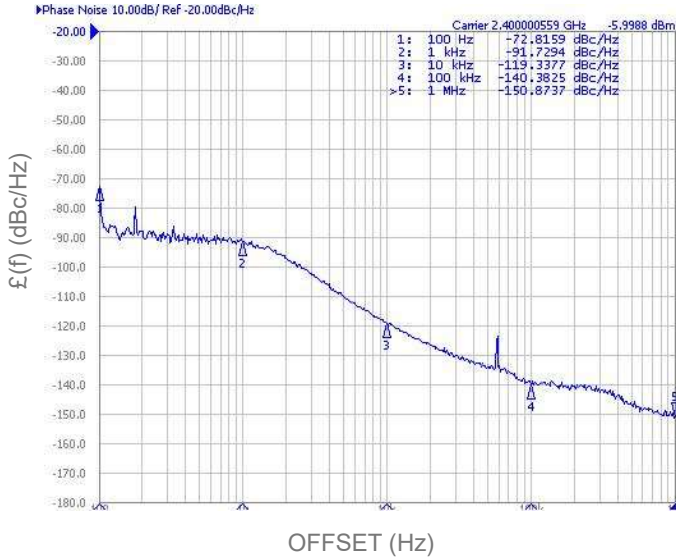
© Z-Communications, Inc. All Rights Reserved.

TEL: (858) 621-2700

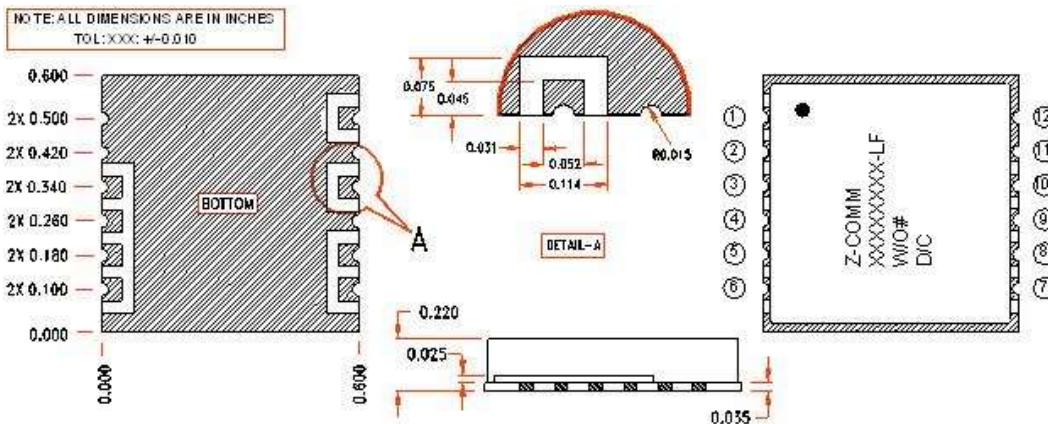
URL: www.zcomm.com | EMAIL: applications@zcomm.com

Phase Noise, typ.
Footprint

PHASE NOISE (1 Hz BW, typical)


Physical Dimensions

NOTE: ALL DIMENSIONS ARE IN INCHES
TOL: XXX; +/-0.010



SFS PIN CONFIGURATION

1	Vcc (VCO)
3	RF OUT
5	MUX OUT
6	Vcc (CHIP)
8	NC
10	REF IN
REST	GROUND

PVA PIN CONFIGURATION

1	Vcc (VCO)
3	RF OUT
5	MUX OUT
6	Vcc (CHIP)
7	CLOCK
8	DATA
9	ENABLE
10	REF IN
REST	GROUND