

14118 Stowe Drive, Suite B
 Poway, CA 92064
 TEL: (858) 621-2700 | FAX: (858) 486-1927
 URL: www.zcomm.com
 EMAIL: applications@zcomm.com

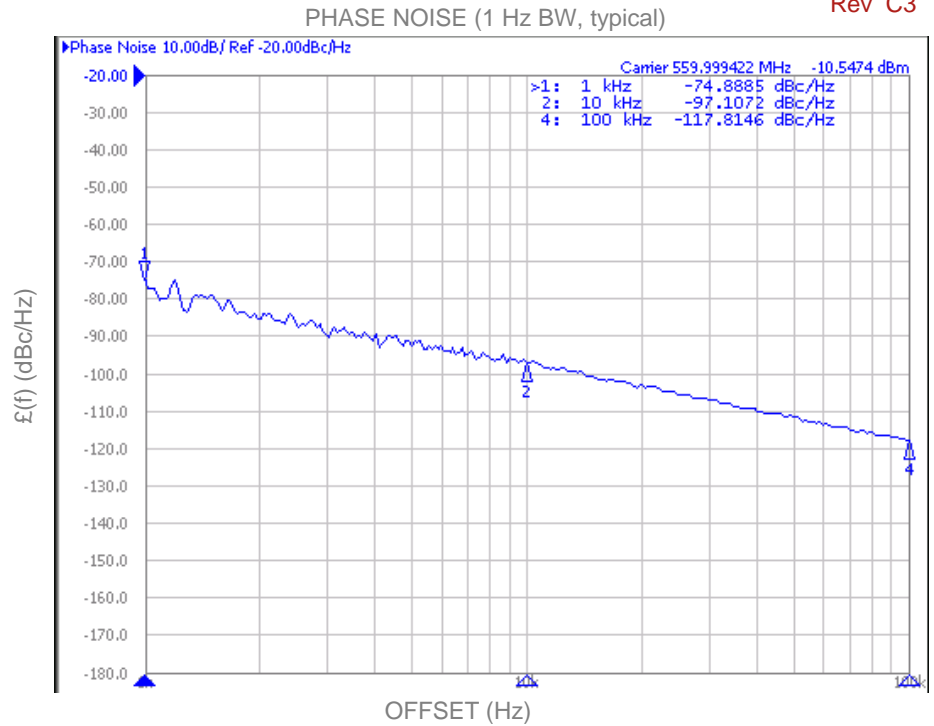
Voltage-Controlled Oscillator Surface Mount Module

Applications

- Satellite Communications
- Portable Radios
- RF Modems

Application Notes

- AN-101: Mounting and Grounding
- AN-102: Output Loading
- AN-107: Manual Soldering

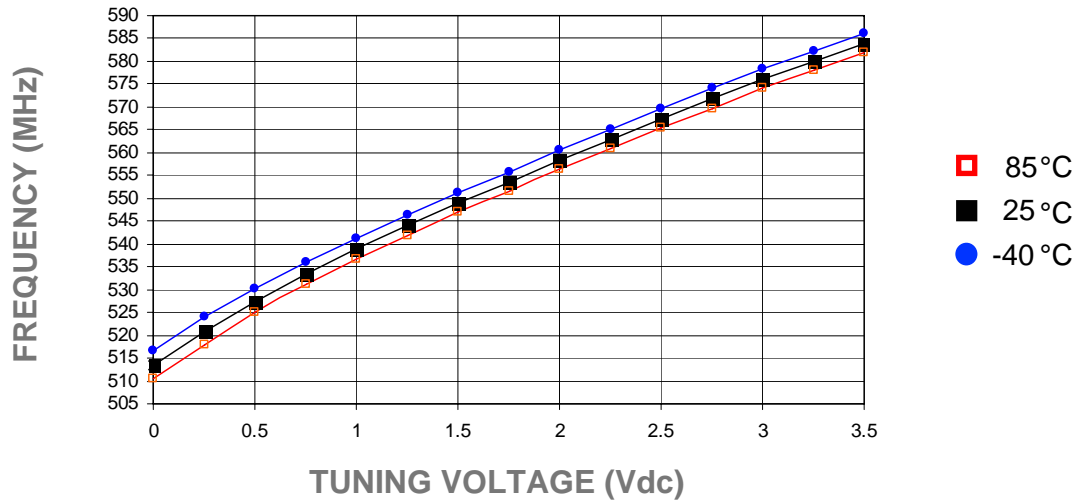


Performance Specifications	Min	Typ	Max	Units
Oscillation Frequency Range	559		561	MHz
Phase Noise @ 10 kHz offset (1 Hz BW)		-97		dBc/Hz
Harmonic Suppression (2nd)		-13	-10	dBc
Tuning Voltage	0.5		3.5	Vdc
Tuning Sensitivity (avg.)		20		MHz/V
Power Output	-6	-4	-2	dBm
Load Impedance		50		Ω
Input Capacitance			50	pF
Pushing			2	MHz/V
Pulling (20. dB Return Loss, Any Phase)			1	MHz
Operating Temperature Range	-40		85	$^{\circ}\text{C}$
Package Style		SUB-L		

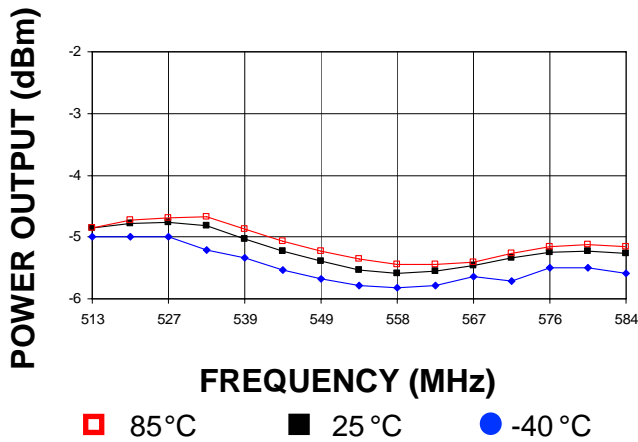
Power Supply Requirements	Min	Typ	Max	Units
Supply Voltage (Vcc, nom.)		4		Vdc
Supply Current (Icc)		13	17	mA

Additional Notes

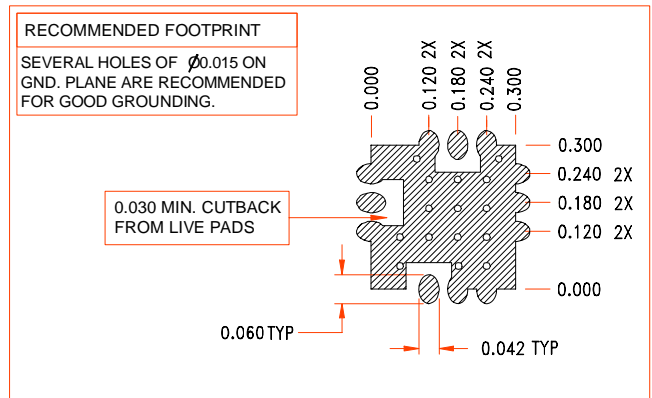
Tuning Curve, typ.



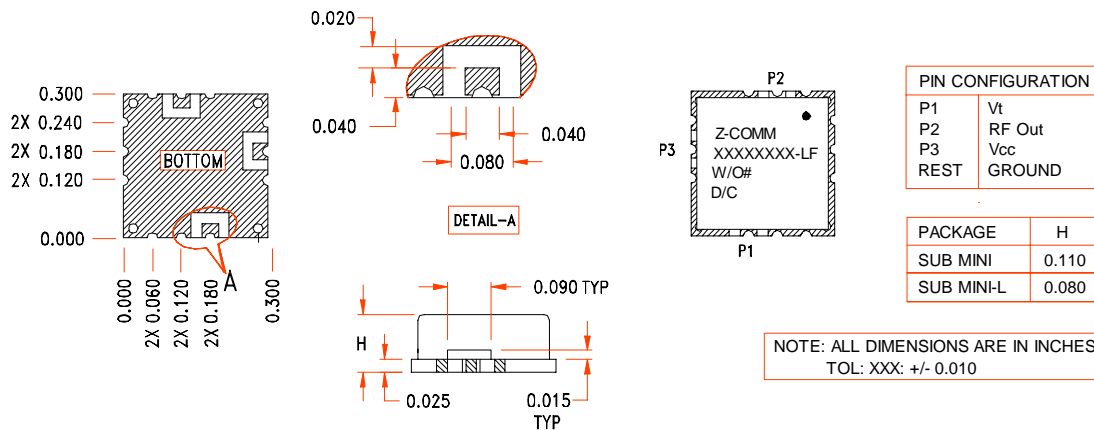
Power Curve, typ.



Footprint



Physical Dimensions



LFSuffix = RoHS Compliant. All specifications are subject to change without notice.