

TEL: (858) 621-2700
 URL: www.zcomm.com
 EMAIL: applications@zcomm.com

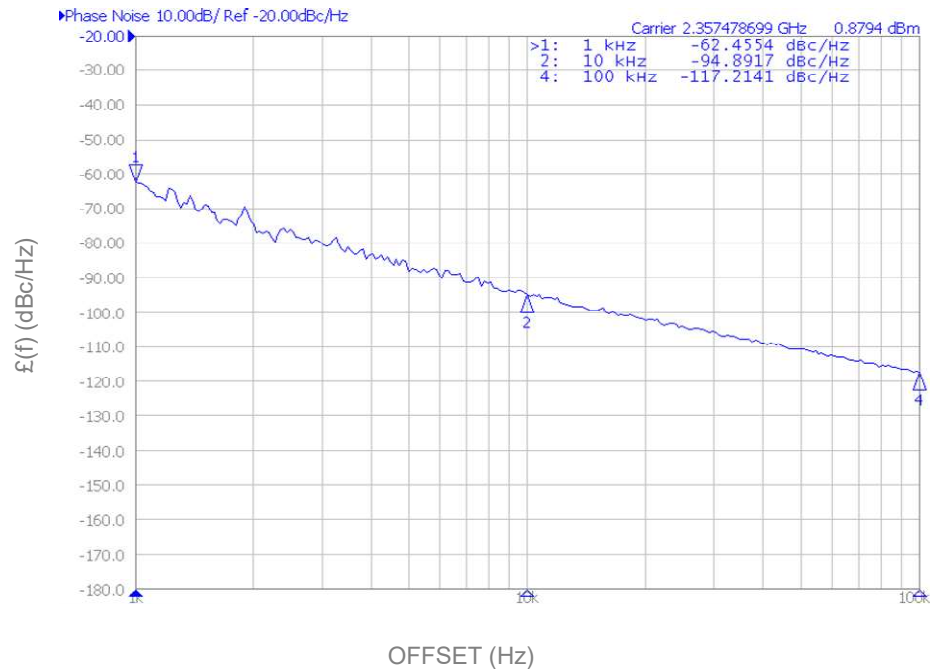
Voltage-Controlled Oscillator Surface Mount Module

Applications

Radio Equipment
 Satellite Communications

Application Notes

AN-101: Mounting and Grounding
 AN-102: Output Loading
 AN-107: Manual Soldering



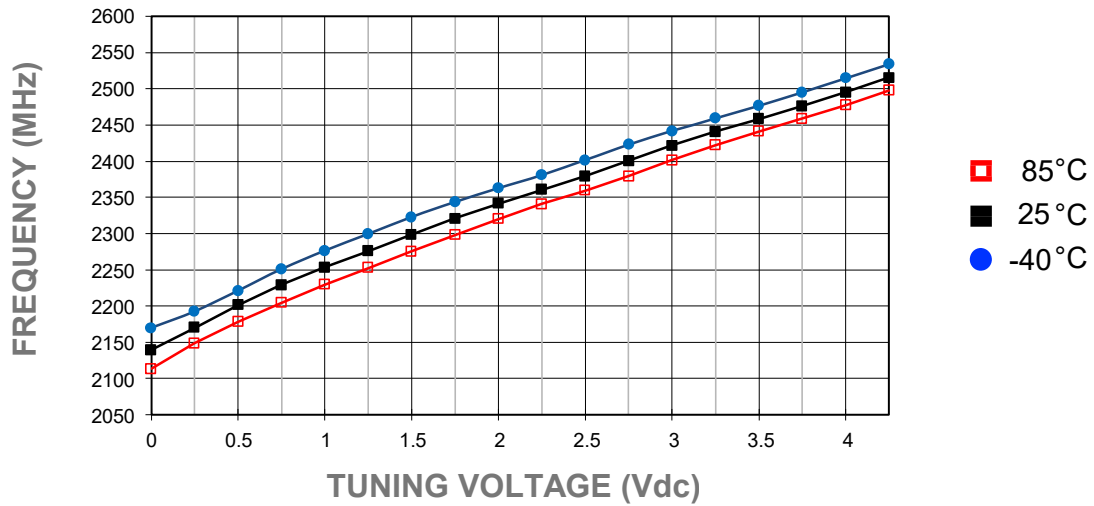
Performance Specifications	Min	Typ	Max	Units
Oscillation Frequency Range	2265		2480	MHz
Phase Noise @ 10 kHz offset (1 Hz BW)		-95		dBc/Hz
Harmonic Suppression (2nd)		-18	-15	dBc
Tuning Voltage	0.75		4.25	Vdc
Tuning Sensitivity (avg.)		75		MHz/V
Power Output	5	7.5	10	dBm
Load Impedance		50		Ω
Input Capacitance			50	pF
Pushing			5	MHz/V
Pulling (dB Return Loss, Any Phase)			20	MHz
Operating Temperature Range	-40		85	$^{\circ}\text{C}$
Package Style		SUB-L		

Power Supply Requirements	Min	Typ	Max	Units
Supply Voltage (Vcc, nom.)		5		Vdc
Supply Current (Icc)		20	24	mA

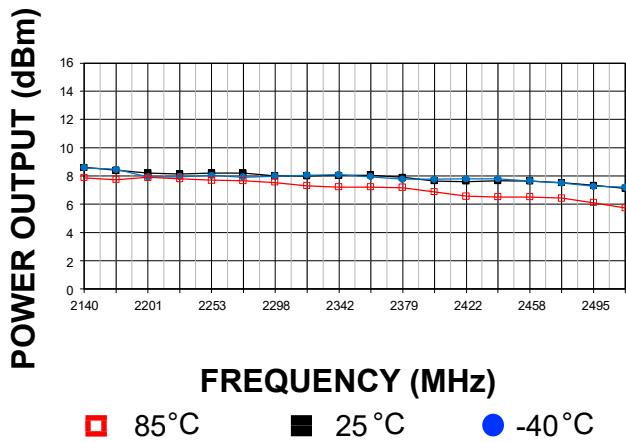
Additional Notes

PCB PLATING: Gold (Au) over Nickel (Ni)
Plating Thickness
Gold (Au): 4 to 8 $\mu\text{in.}$ (max)
Nickel (Ni): 100 to 150 $\mu\text{in.}$ (max)

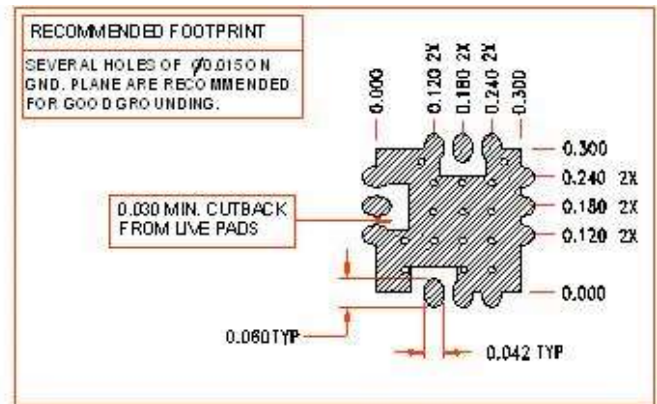
Tuning Curve, typ.



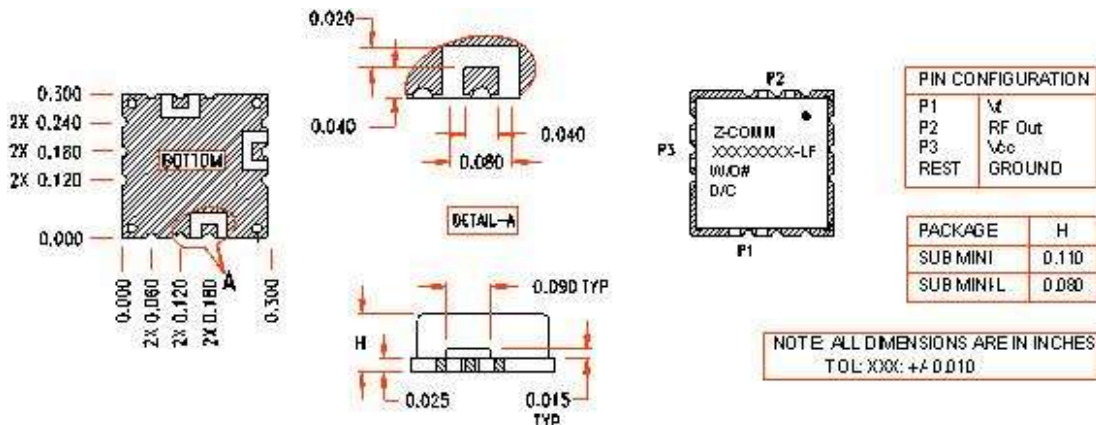
Power Curve, typ.



Footprint



Physical Dimensions



LFSuffix = RoHS Compliant. All specifications are subject to change without notice.