

14118 Stowe Drive, Suite B
 Poway, CA 92064
 TEL: (858) 621-2700 | FAX: (858) 486-1927
 URL: www.zcomm.com
 EMAIL: applications@zcomm.com

Voltage-Controlled Oscillator Surface Mount Module

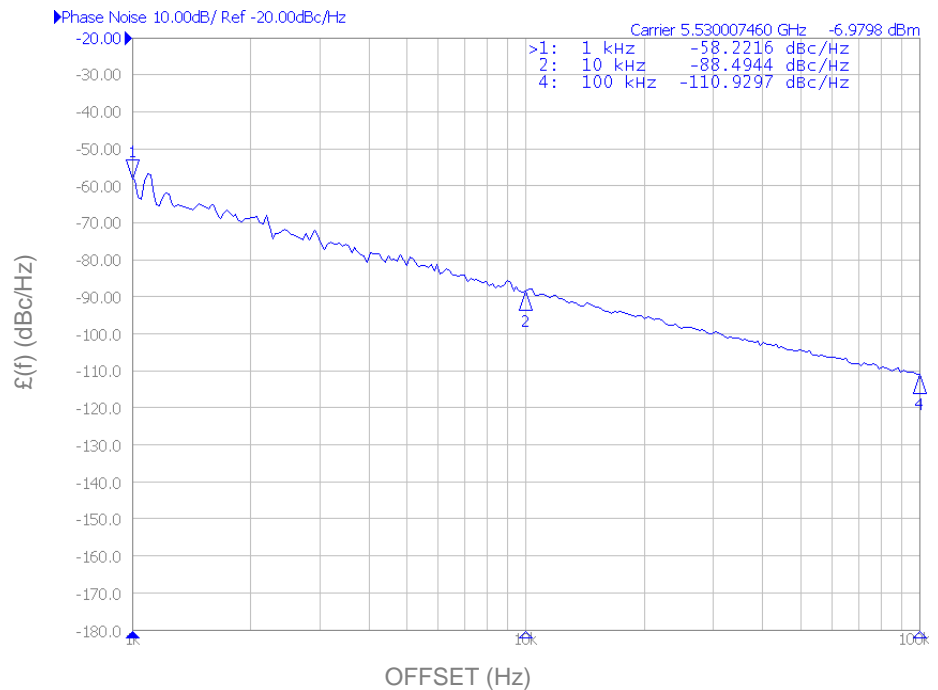
Applications

- Microwave Radios
- Fixed Broadband Wireless
- Point to Multi-Point

Application Notes

- AN-101: Mounting and Grounding
- AN-102: Output Loading
- AN-107: Manual Soldering

PHASE NOISE (1 Hz BW, typical)

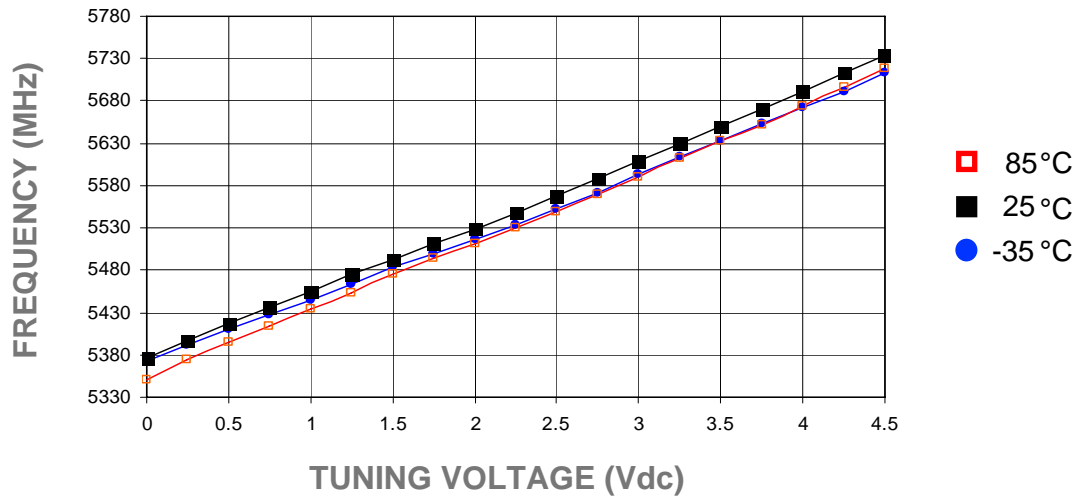


Performance Specifications	Min	Typ	Max	Units
Oscillation Frequency Range	5430		5630	MHz
Phase Noise @ 10 kHz offset (1 Hz BW)		-86		dBc/Hz
Harmonic Suppression (2nd)		-25	-23	dBc
Tuning Voltage	0.5		4.5	Vdc
Tuning Sensitivity (avg.)		80		MHz/V
Power Output	-2	0	2	dBm
Load Impedance		50		Ω
Input Capacitance			50	pF
Pushing			3	MHz/V
Pulling (20. dB Return Loss, Any Phase)			4	MHz
Operating Temperature Range	-35		85	$^{\circ}\text{C}$
Package Style		SUB-L		

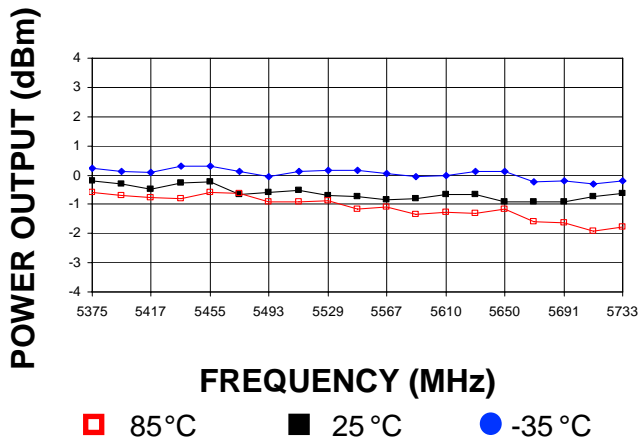
Power Supply Requirements	Min	Typ	Max	Units
Supply Voltage (Vcc, nom.)		5		Vdc
Supply Current (Icc)		27	30	mA

Additional Notes

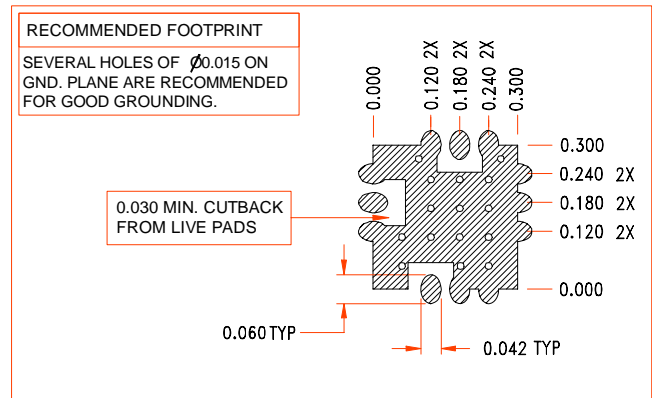
Tuning Curve, typ.



Power Curve, typ.



Footprint



Physical Dimensions



LFSuffix = RoHS Compliant. All specifications are subject to change without notice.