

14118 Stowe Drive, Suite B
 Poway, CA 92064
 TEL: (858) 621-2700 | FAX: (858) 486-1927
 URL: www.zcomm.com
 EMAIL: applications@zcomm.com

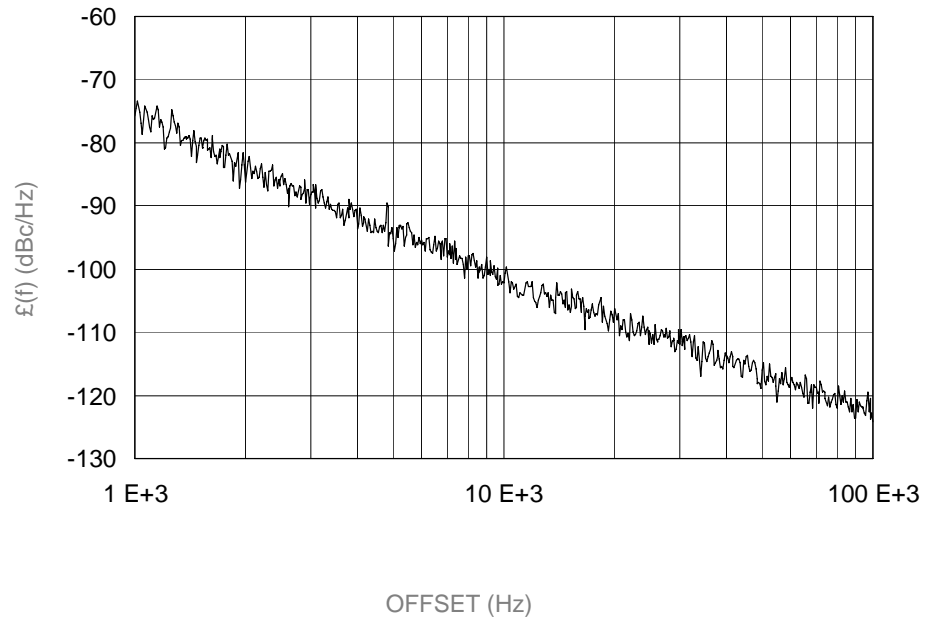
Voltage-Controlled Oscillator Surface Mount Module

Applications

- Earthsatations
- Satellite Communications
-

Application Notes

- AN-101: Mounting and Grounding
- AN-102: Output Loading
- AN-107: Manual Soldering

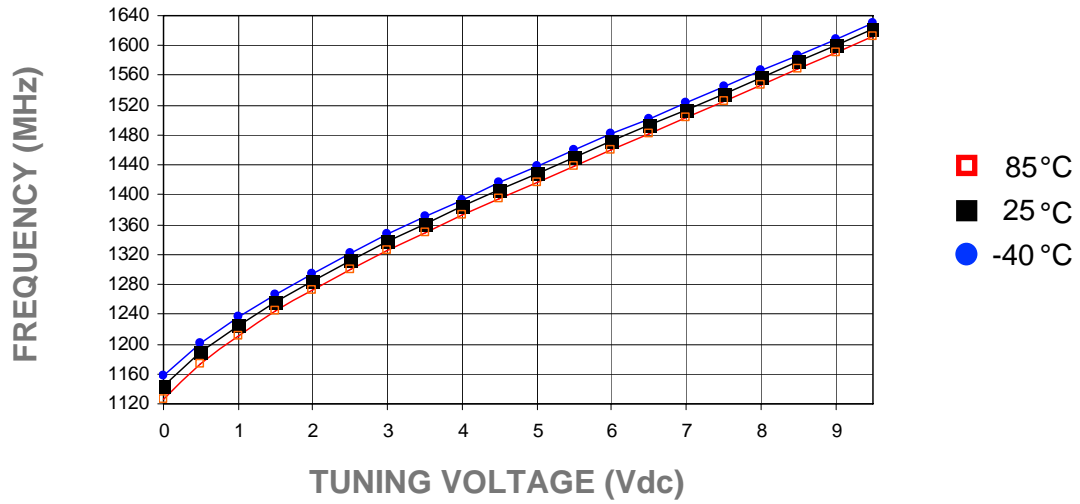


Performance Specifications	Min	Typ	Max	Units
Oscillation Frequency Range	1305		1595	MHz
Phase Noise @ 10 kHz offset (1 Hz BW)		-102		dBc/Hz
Harmonic Suppression (2nd)		-8		dBc
Tuning Voltage	2		9.5	Vdc
Tuning Sensitivity (avg.)		45		MHz/V
Power Output	8	10.5	13	dBm
Load Impedance		50		Ω
Input Capacitance			50	pF
Pushing			3	MHz/V
Pulling (14 dB Return Loss, Any Phase)			10	MHz
Operating Temperature Range	-40		85	$^{\circ}\text{C}$
Package Style		MINI-14S		

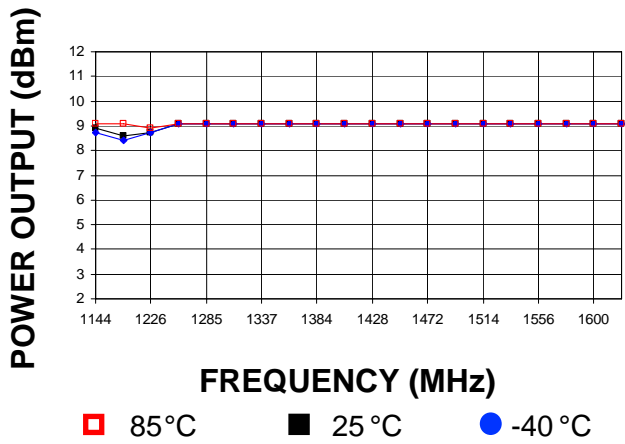
Power Supply Requirements	Min	Typ	Max	Units
Supply Voltage (Vcc, nom.)		12		Vdc
Supply Current (Icc)		24	30	mA

Additional Notes

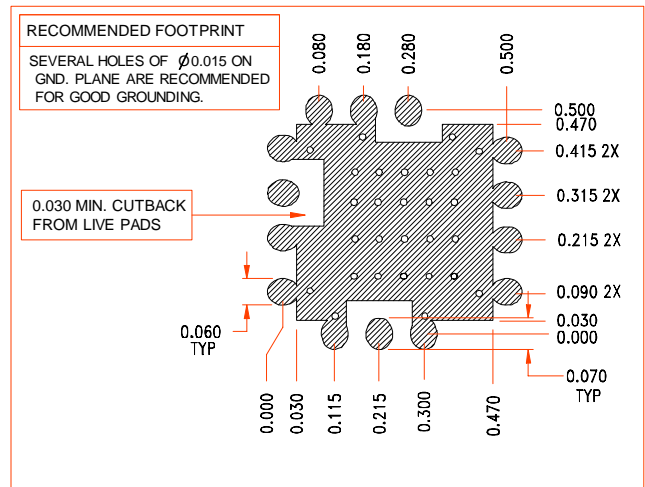
Tuning Curve, typ.



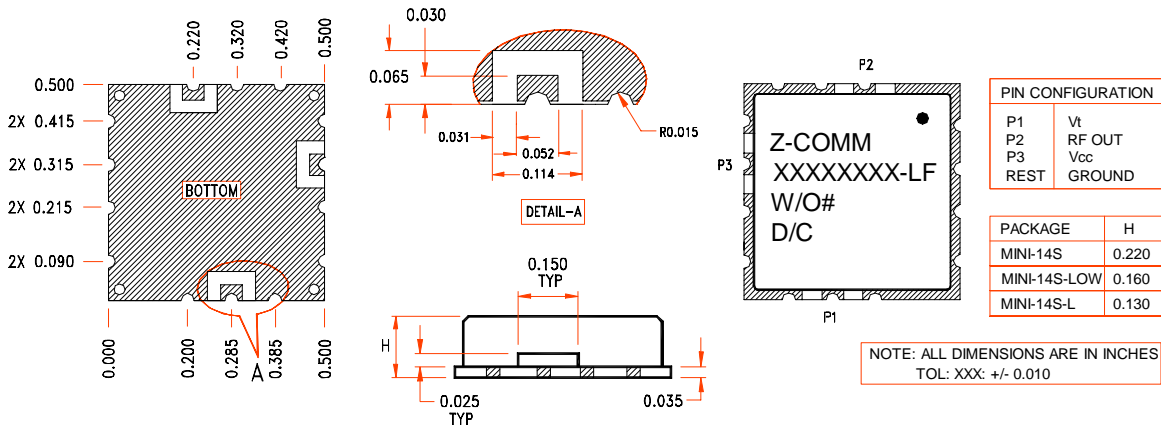
Power Curve, typ.



Footprint



Physical Dimensions



LFSuffix = RoHS Compliant. All specifications are subject to change without notice.