

TEL: (858) 621-2700
 URL: www.zcomm.com
 EMAIL: applications@zcomm.com

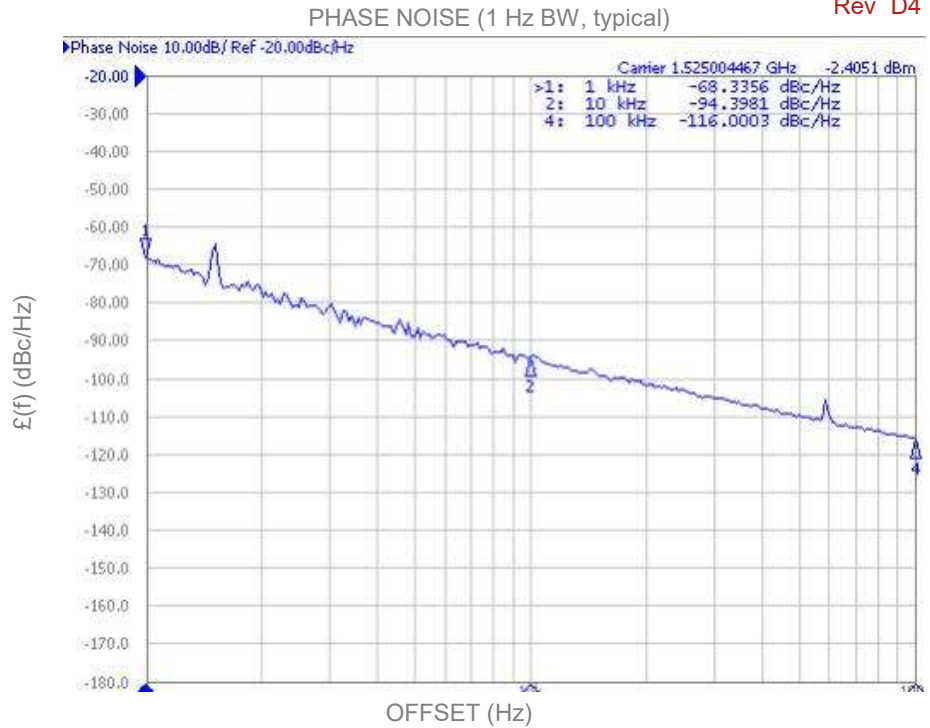
Voltage-Controlled Oscillator Surface Mount Module

Applications

Satellite Communications
 Test Instrumentation
 Earthstations

Application Notes

AN-101: Mounting and Grounding
 AN-102: Output Loading
 AN-107: Manual Soldering

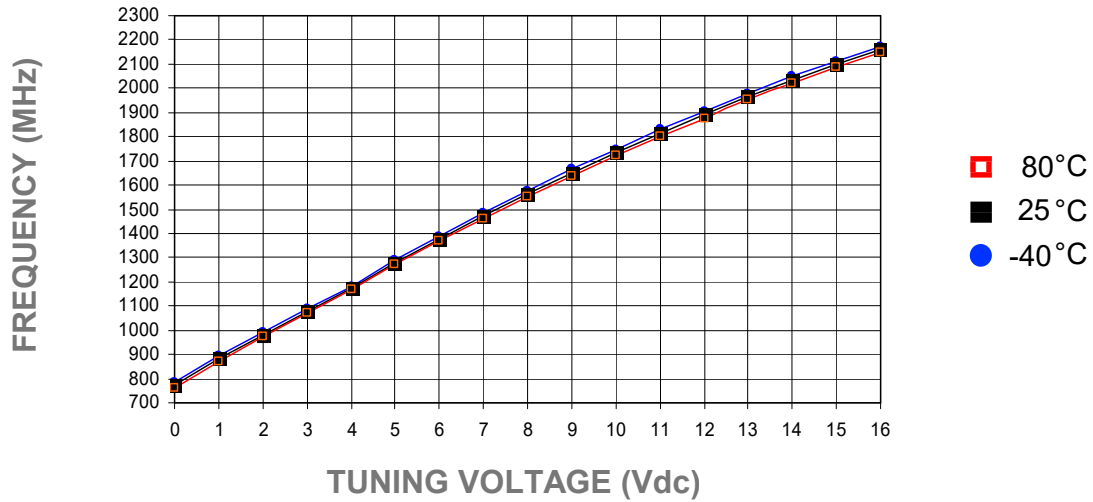


Performance Specifications	Min	Typ	Max	Units
Oscillation Frequency Range	1000		2050	MHz
Phase Noise @ 10 kHz offset (1 Hz BW)		-93		dBc/Hz
Harmonic Suppression (2nd)		-5		dBc
Tuning Voltage	1		16	Vdc
Tuning Sensitivity (avg.)		85		MHz/V
Power Output	1	4.5	8	dBm
Load Impedance		50		Ω
Input Capacitance			100	pF
Pushing			3	MHz/V
Pulling (12 dB Return Loss, Any Phase)			11	MHz
Operating Temperature Range	-40		80	$^{\circ}\text{C}$
Package Style		MINI-14S		

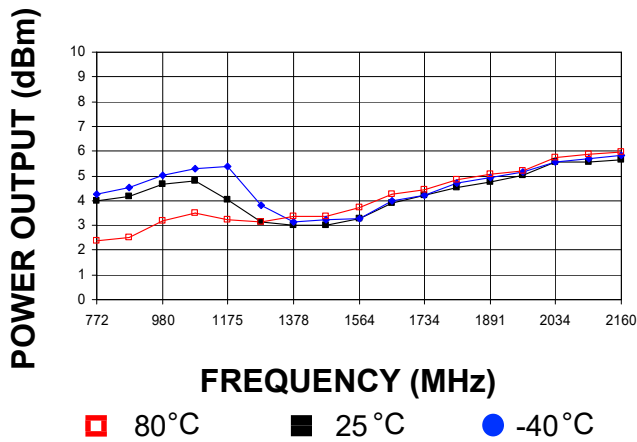
Power Supply Requirements	Min	Typ	Max	Units
Supply Voltage (Vcc, nom.)		10		Vdc
Supply Current (Icc)		15	18	mA

Additional Notes

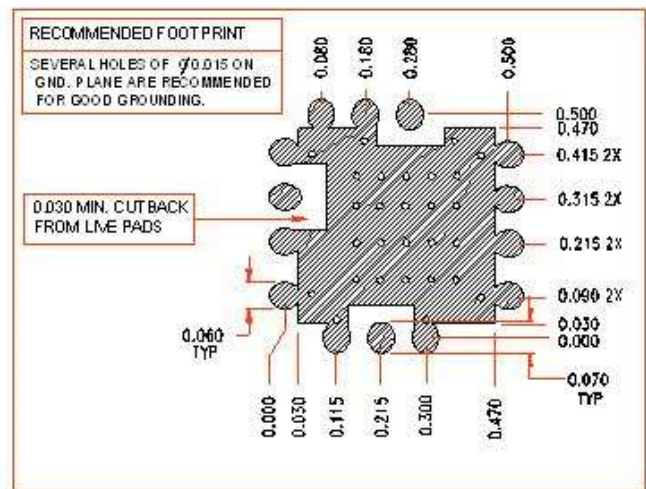
Tuning Curve, typ.



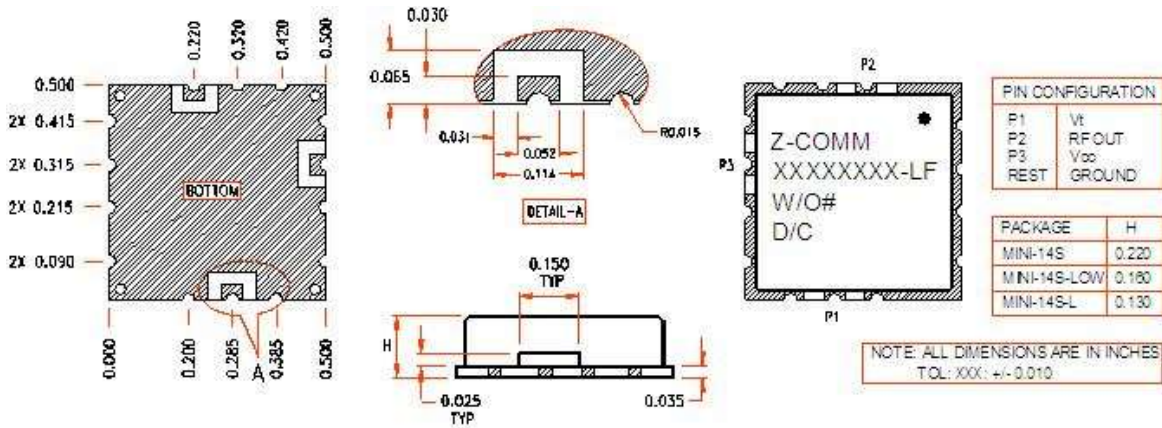
Power Curve, typ.



Footprint



Physical Dimensions



LFSuffix = RoHS Compliant. All specifications are subject to change without notice.