

PHASE NOISE (1 Hz BW, typical)

TEL: (858) 621-2700
 URL: www.zcomm.com
 EMAIL: applications@zcomm.com

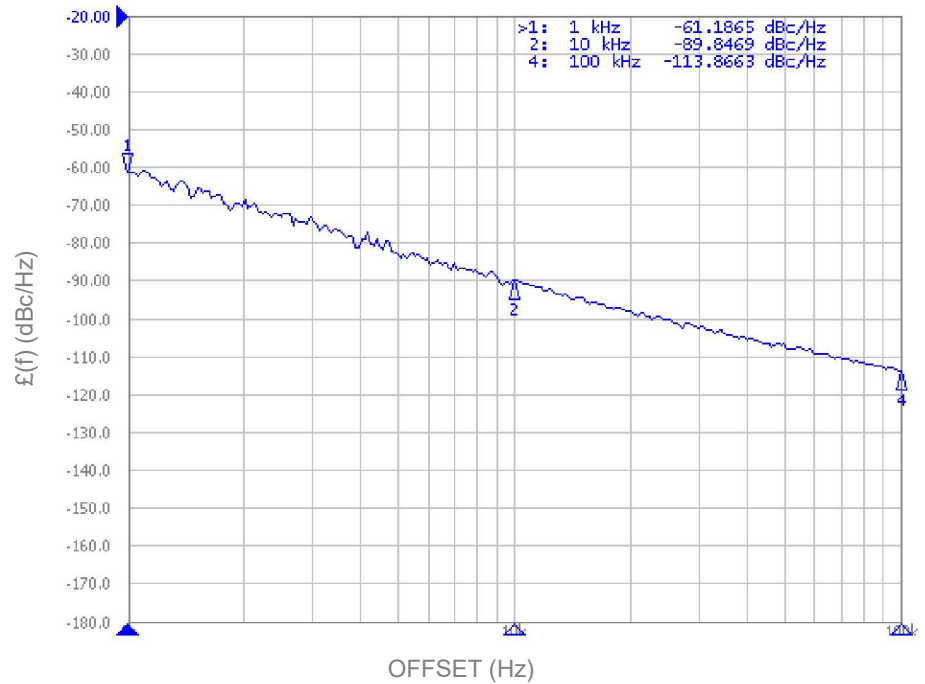
Voltage-Controlled Oscillator Surface Mount Module

Applications

Microwave Radios
 Satellite Communications

Application Notes

AN-101: Mounting and Grounding
 AN-102: Output Loading
 AN-107: Manual Soldering

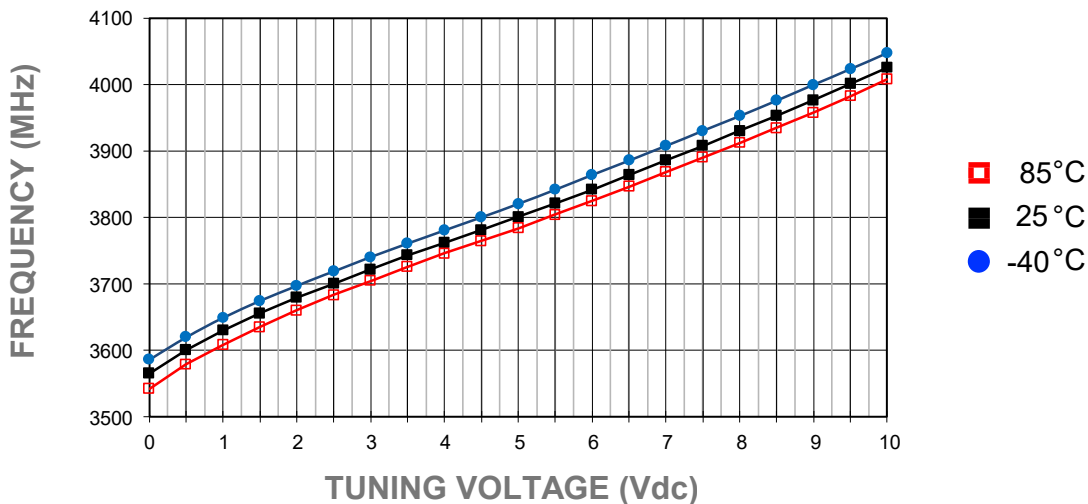


Performance Specifications	Min	Typ	Max	Units
Oscillation Frequency Range	3750		3900	MHz
Phase Noise @ 10 kHz offset (1 Hz BW)		-89		dBc/Hz
Harmonic Suppression (2nd)		-20	-16	dBc
Tuning Voltage	1		10	Vdc
Tuning Sensitivity (avg.)		44		MHz/V
Power Output	3	5	7	dBm
Load Impedance		50		Ω
Input Capacitance			50	pF
Pushing			5	MHz/V
Pulling (14 dB Return Loss, Any Phase)			15	MHz
Operating Temperature Range	-40		85	$^{\circ}\text{C}$
Package Style	MINI-14S-L			

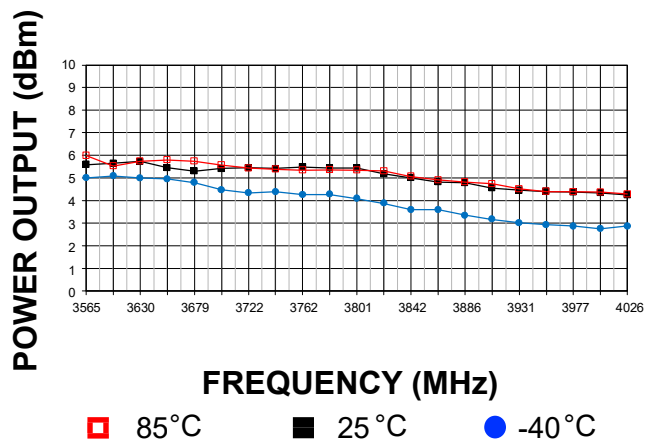
Power Supply Requirements	Min	Typ	Max	Units
Supply Voltage (Vcc, nom.)		5		Vdc
Supply Current (Icc)		19	24	mA

Additional Notes

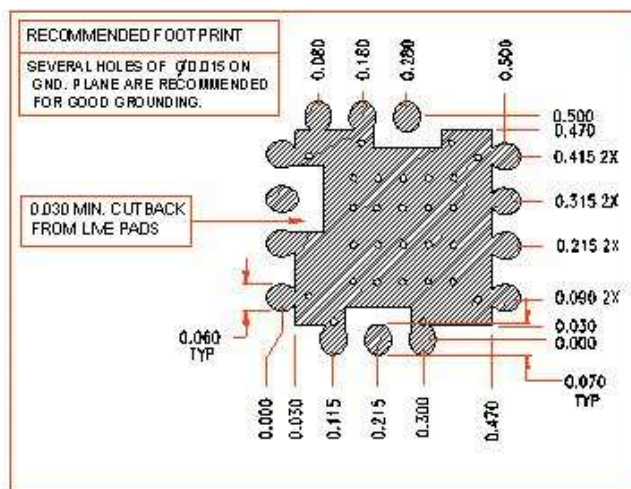
Tuning Curve, typ.



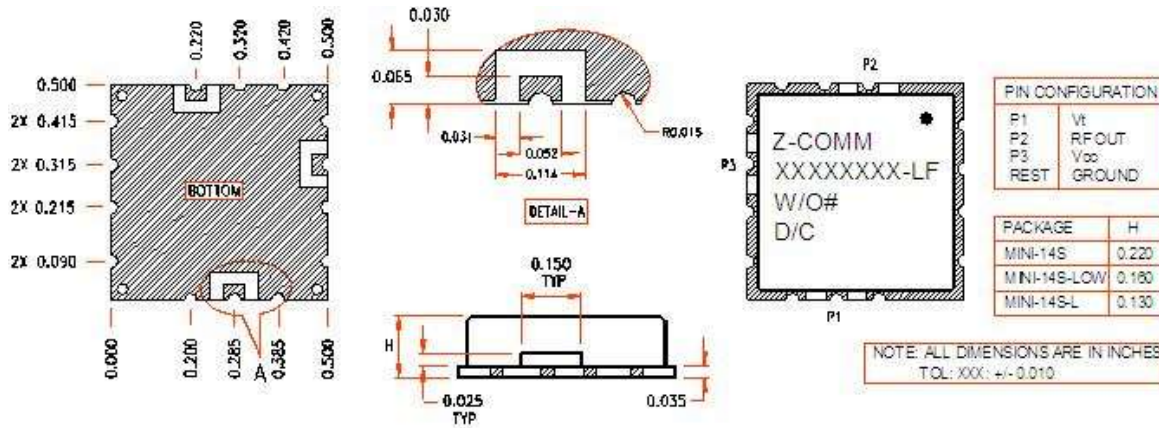
Power Curve, typ.



Footprint



Physical Dimensions



LFSuffix = RoHS Compliant. All specifications are subject to change without notice.