

14118 Stowe Drive, Suite B
 Poway, CA 92064
 TEL: (858) 621-2700 | FAX: (858) 486-1927
 URL: www.zcomm.com
 EMAIL: applications@zcomm.com

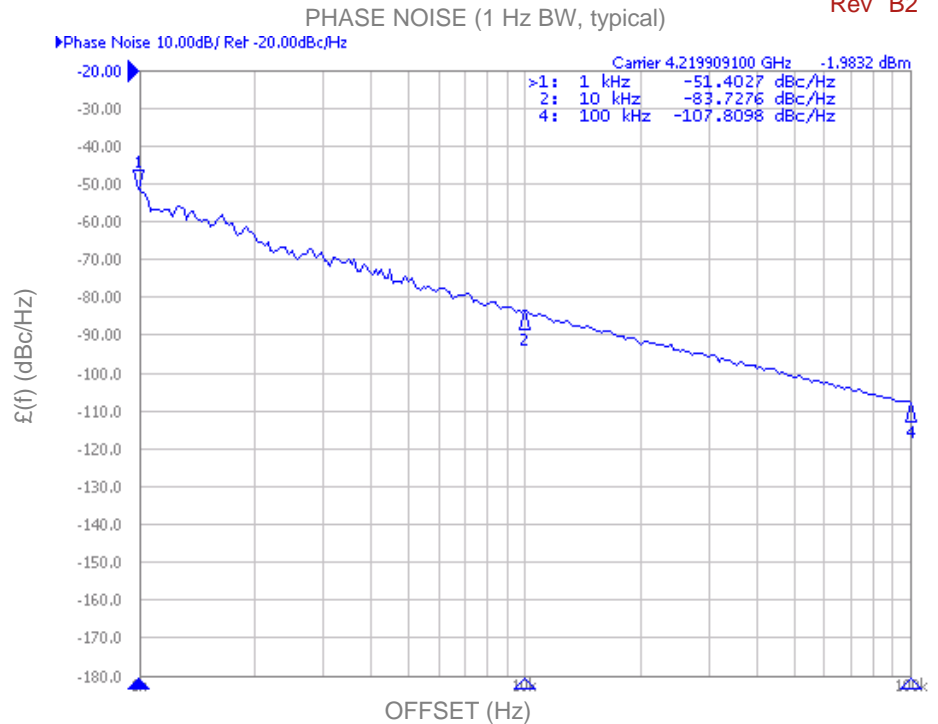
Voltage-Controlled Oscillator Surface Mount Module

Applications

- Fixed Wireless
- Broadband Transmission
-

Application Notes

- AN-101: Mounting and Grounding
- AN-102: Output Loading
- AN-107: Manual Soldering

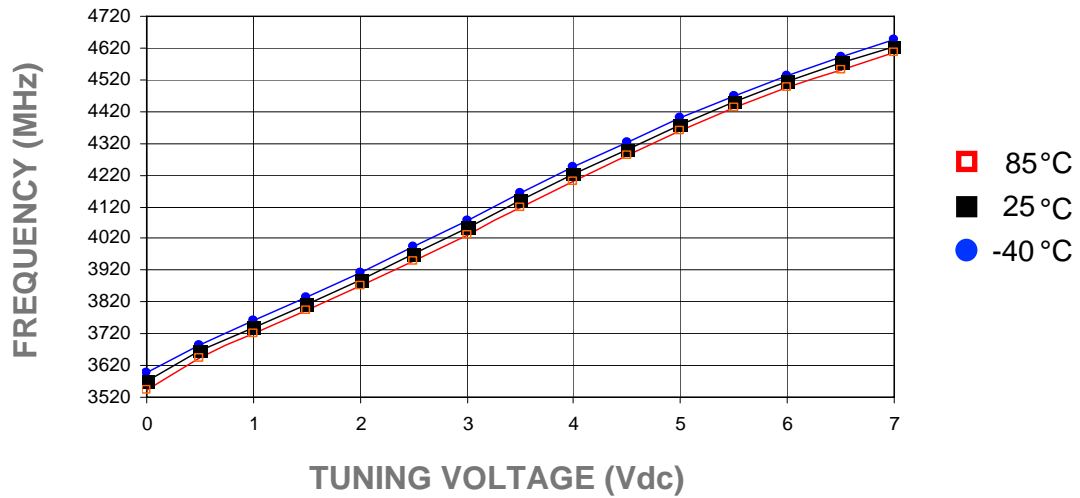


| Performance Specifications | Min | Typ | Max | Units |
|--|------|------------|------|--------------------|
| Oscillation Frequency Range | 3920 | | 4520 | MHz |
| Phase Noise @ 10 kHz offset (1 Hz BW) | | -83 | | dBc/Hz |
| Harmonic Suppression (2nd) | | -23 | -14 | dBc |
| Tuning Voltage | 1 | | 7 | Vdc |
| Tuning Sensitivity (avg.) | | 168 | | MHz/V |
| Power Output | 1 | 4 | 7 | dBm |
| Load Impedance | | 50 | | Ω |
| Input Capacitance | | | 50 | pF |
| Pushing | | | 14 | MHz/V |
| Pulling (12 dB Return Loss, Any Phase) | | | 10 | MHz |
| Operating Temperature Range | -40 | | 85 | $^{\circ}\text{C}$ |
| Package Style | | MINI-14S-L | | |

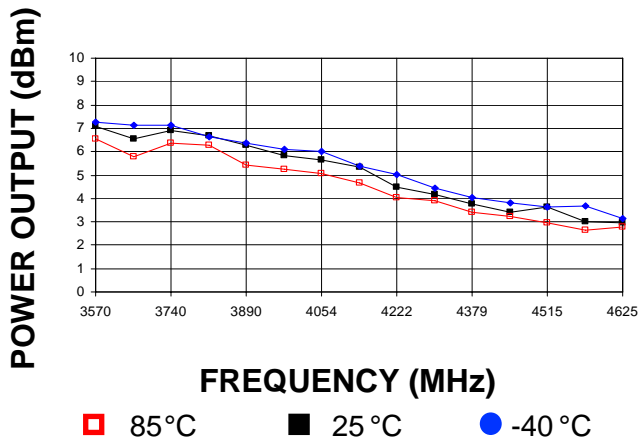
| Power Supply Requirements | Min | Typ | Max | Units |
|----------------------------|-----|-----|-----|-------|
| Supply Voltage (Vcc, nom.) | | 5 | | Vdc |
| Supply Current (Icc) | | 30 | 36 | mA |

Additional Notes

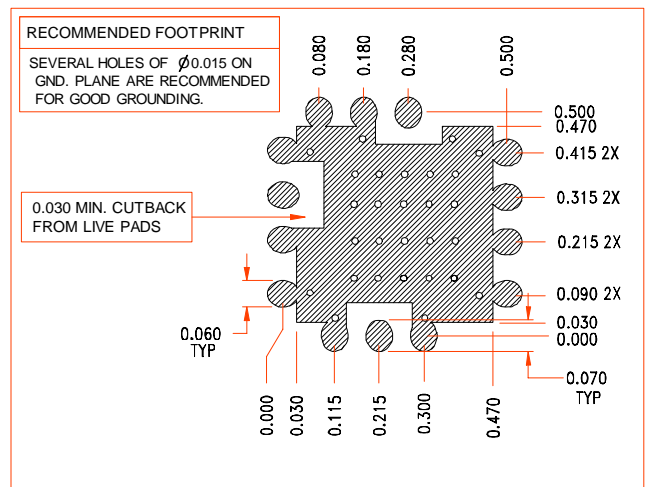
Tuning Curve, typ.



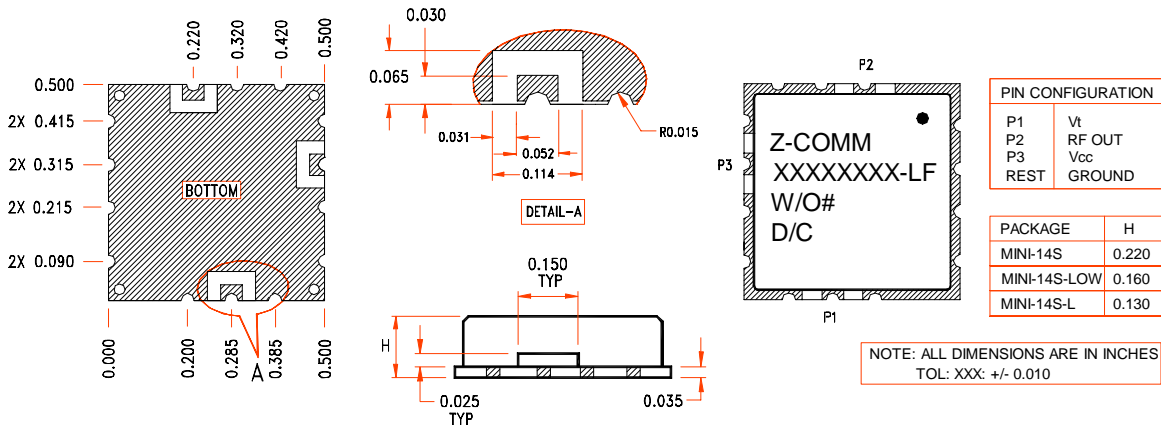
Power Curve, typ.



Footprint



Physical Dimensions



LFSuffix = RoHS Compliant. All specifications are subject to change without notice.