

TEL: (858) 621-2700  
 URL: www.zcomm.com  
 EMAIL: applications@zcomm.com

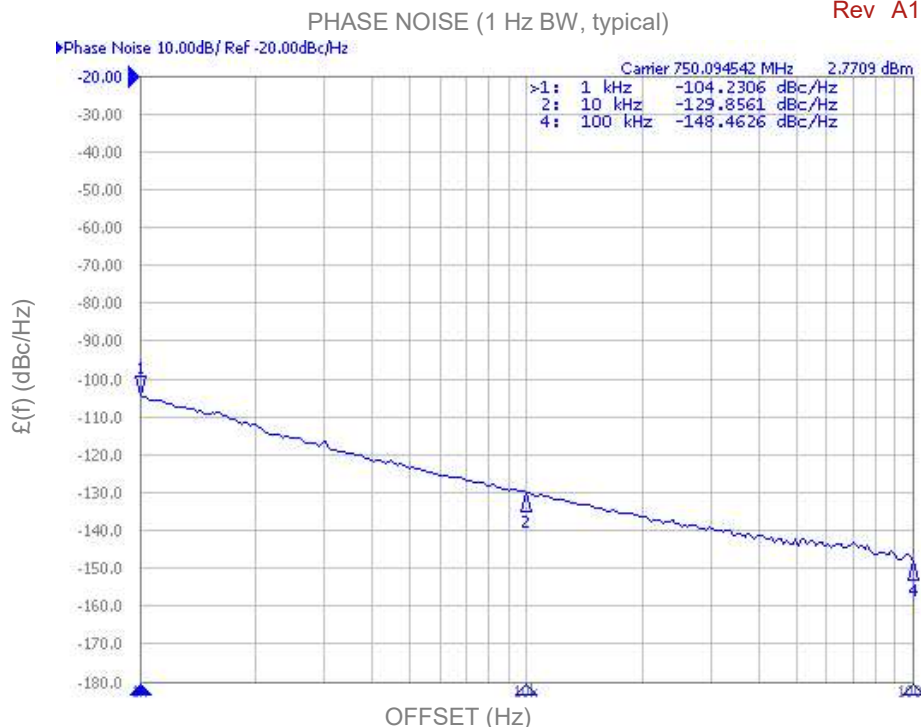
## Voltage-Controlled Oscillator Surface Mount Module

### Applications

Test Instrumentation  
 Microwave Radios

### Application Notes

AN-101: Mounting and Grounding  
 AN-102: Output Loading  
 AN-107: Manual Soldering

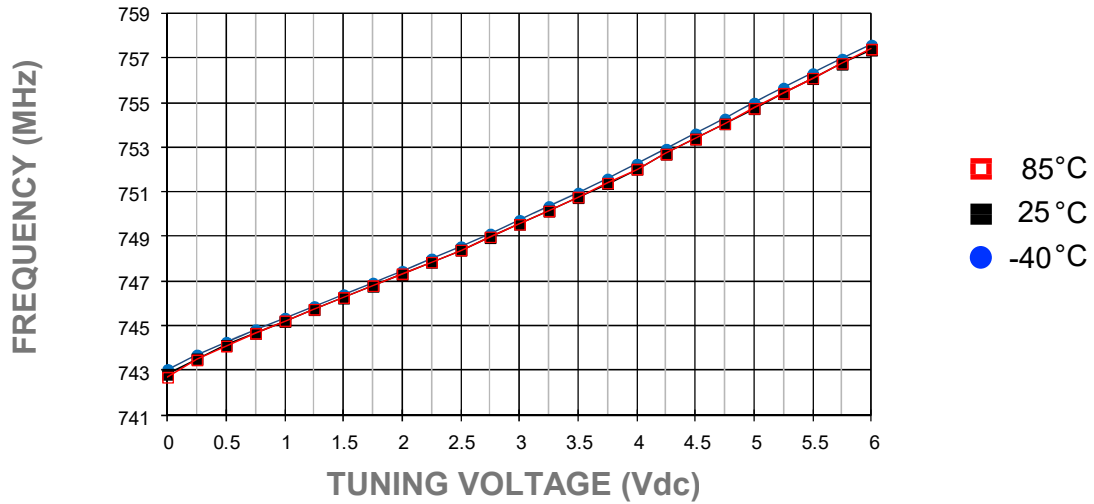


Performance Specifications	Min	Typ	Max	Units
Oscillation Frequency Range	745		755	MHz
Phase Noise @ 10 kHz offset (1 Hz BW)		-128		dBc/Hz
Harmonic Suppression (2nd)		-24	-18	dBc
Tuning Voltage	0		8	Vdc
Tuning Sensitivity (avg.)		2		MHz/V
Power Output	7	9	11	dBm
Load Impedance		50		$\Omega$
Input Capacitance			100	pF
Pushing			.06	MHz/V
Pulling (12 dB Return Loss, Any Phase)			.3	MHz
Operating Temperature Range	-40		85	$^{\circ}\text{C}$
Package Style	ZMX-14-SM			

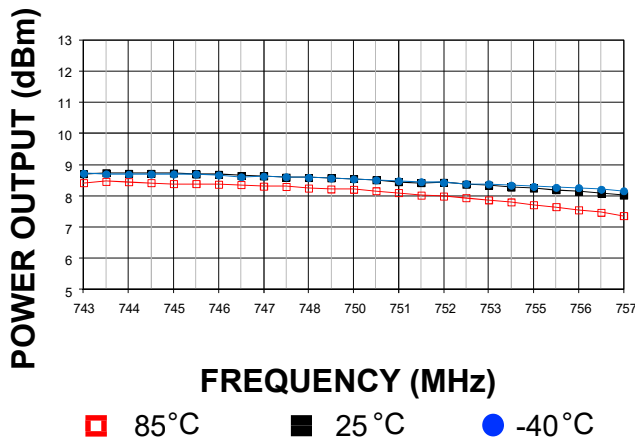
Power Supply Requirements	Min	Typ	Max	Units
Supply Voltage (Vcc, nom.)		8		Vdc
Supply Current (Icc)		23	28	mA

### Additional Notes

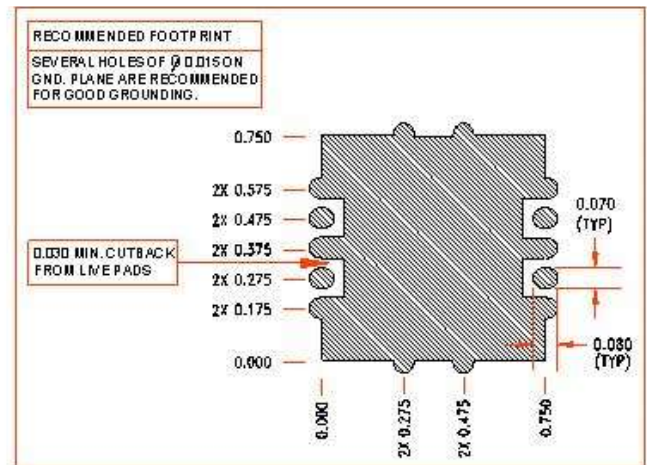
Tuning Curve, typ.



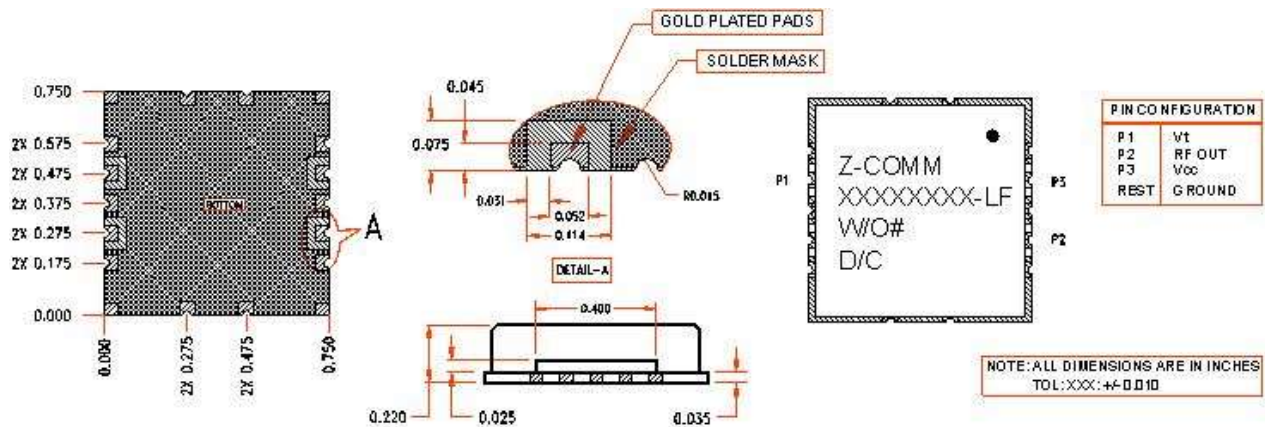
Power Curve, typ.



Footprint



Physical Dimensions



LFSuffix = RoHS Compliant. All specifications are subject to change without notice.